

# BENTON COUNTY SHERIFF'S OFFICE

581 Highway 23 NE • P.O. Box 159 • Foley, MN 56329  
Administrative: (320) 968-7201 • FAX: (320) 968-6885  
Jail: (320) 968-8180 • FAX: (320) 968-6347  
Records: (320) 968-8150



**Troy Heck, Sheriff**  
**Neal Jacobson, Chief Deputy**

04-09-18

Benton County Commissioners,

For many years it has been tradition for the sheriff to provide an annual report to the board to summarize the activities of the Office of Sheriff over the past year. The purpose of this report is to provide a broad overview of the activities conducted in the office to help strengthen communication and awareness of our services to the people of Benton County. It is my hope that this report will accomplish this goal. Should you have any questions in regard to this report, please feel free to contact me.

Sincerely,

A handwritten signature in cursive script that reads "Troy Heck".

Troy Heck  
Sheriff

## Mission statement and strategic plan

The mission of the Benton County Sheriff's Office is:

To keep Benton County safe by enforcing laws, providing public safety services, and building community partnerships with respect and integrity.

Our vision for Benton County:

The Benton County Sheriff's Office strives to reduce crime and build community trust while ensuring accountability to the people we serve.

Our strategic plan outlined 5 specific goal areas with several sub-goals in each of these areas. We continue to work towards meeting all of these goals, and as of today have completed phases of this work in 4 of the 5 goal areas. The strategic plan for our office may be found online at:

[http://www.co.benton.mn.us/County\\_Sheriff/index.php](http://www.co.benton.mn.us/County_Sheriff/index.php)

## Dispatch services

The Public Safety Answering Point (PSAP), also known as the dispatch center, is the first point of contact for a majority of the public who are seeking public safety assistance. The Benton County PSAP answers not only incoming 911 calls; but also administrative calls for the Benton County Sheriff's Office, Foley Police and Fire departments, Rice Police and Fire departments, and Sauk Rapids Police and Fire departments. Once a call or requests for service is received, the PSAP dispatches appropriate emergency services using the public safety radio system. Calls received in dispatch which generate a public safety response for any of the agencies in Benton County are recorded on an Initial Complaint Report (ICR). In 2017 the Benton County PSAP generated 26,619 ICRs. This was 816 more ICRs than 2016. The time period from 10:00 am to 10:00 pm generated the highest number of ICRs with the time period from 2:00 pm to 5:00 pm representing the peak hours. Of the 26,619 ICRs made in 2017, 4,821 were generated between 2:00 pm and 5:00 pm, representing 18% of all calls. Fridays generated the most ICRs in the PSAP, while Sundays generated the fewest ICRs. In 2017 the PSAP received 8,668 calls on our 911 lines. The PSAP also dealt with a total of 46,692 incoming and outgoing telephone calls on our administrative telephone lines, 5,825 more calls than in 2016. Of these calls, 12,597 came in on 320-968-7201 (the main published non-emergency number for the Sheriff's Office) and 6,156 came in on 320-251-9451 (the main published non-emergency number for the Sauk Rapids Police Department). The volume of telephone calls was highest in the months of May through September. The time period between 1:00 pm and 5:00 pm saw the highest volume of telephone calls in the PSAP.

## Civil Process and Warrant division

One of the statutory duties of the Sheriff is to serve and execute civil papers, court orders, and arrest warrants. In 2017, the Sheriff's Office received 978 requests to serve civil process, 47 more than 2016. Legal summons, orders for protection and harassment orders, subpoenas, and evictions made up the majority of these requests. The Sheriff's Office conducted 27 mortgage foreclosure sales in 2017, 12 fewer than in 2016. For the year, 1,617 arrest warrants were received in the Sheriff's Office, 181 more than in 2016.

## Patrol Division

The most visible and recognizable division in the Benton County Sheriff's Office is the patrol division. These are the uniformed deputies on patrol who respond to calls for service, investigate crimes, and perform proactive patrols. In 2017, 15,679 ICRs were assigned to units within the Benton County Sheriff's Office, most of which were handled by the patrol division. Traffic stops accounted for the single largest category of activity for the patrol division in 2017. Assistance to the public and other agencies, medical emergencies, suspicious activity reports, driving complaints, and alarm calls were the next 5 most common functions performed by the patrol division. The 5 most reported crimes in Benton County in 2017 were Theft, Domestic Abuse, Fraud, Criminal Damage to Property, and Harassment. The majority of this activity occurred between 10:00 am and 10:00 pm, with a spike in calls for service between 2:00 pm and 5:00 pm. Fridays saw the most activity within the patrol division with Sundays showing the least activity. Within the 15,679 ICRs assigned to the Benton County Sheriff's Office staff are a number handled by administrative or support staff. These include records checks (1,096), permits to carry a pistol (620), and permit to purchase a pistol (167). For 2017, our applications for permits to carry were down by 34% and our applications for permits to purchase were down by 18% when compared to 2016 numbers. This is not surprising given that 2016 was a record setting year for these applications. It is worth noting that this trend has seen somewhat of a reversal within the last few weeks with our office again receiving high volumes of permit to carry and purchase applications.

## Investigative division

The investigative division of the Benton County Sheriff's Office is tasked with investigating and solving felony level crimes and other crimes requiring more in-depth examination. In 2017 there were 118 cases assigned to this division, a 12% decrease from 2016. Of those 118 cases, 95 cases were cleared, creating an 81% clearance rate for the Investigative Division. The Investigative

Division is also tasked with receiving and securing items of evidence at the Benton County Sheriff's Office. In 2017, the evidence room received 1,055 items.

#### Violent Offender Task Force (VOTF)

The Benton County Sheriff's Office is a participating member of the Central Minnesota Violent Offender Task Force. This group of investigators work on in-depth investigations aimed at arresting the most dangerous and violent criminal offenders. Much of their work is focused on combating drugs and gang activity in Central Minnesota. As Sheriff, I have stressed to our two full time staff members assigned to this unit the importance of working long term investigations aimed at arresting those who distribute the largest quantities of illegal drugs and those who are at the highest echelon of leadership in local criminal gangs. These investigations require time and patience, which is often difficult to express in terms of numbers. The year 2017 saw a change in the leadership of the VOTF. Periodic change in task force leadership is an important component of the best practice recommendations put forth by the state of Minnesota for drug and gang task forces. In compliance with these best practices, the Stearns County sergeant assigned as the VOTF Commander was rotated back into regular duty at the Stearns County Sheriff's Office, necessitating the search for a new VOTF Commander. After careful consideration of the staff options available in the participating agencies, Lt. Leslie Patterson from our office was chosen as the new VOTF Commander. We are very proud of the confidence shown by the VOTF Board in Lt. Patterson's leadership abilities and look forward to her continued leadership in this very important position. In 2017, VOTF investigators opened 52 cases in Benton County. The location of these cases breaks down as follows:

Unincorporated areas: 4

Foley: 2

Rice: 1

Sauk Rapids: 18

St. Cloud: 25

One long term investigation from 2017 recently culminated with the execution of 11 search warrants that yielded 12 arrests and the seizure of 8 pounds of methamphetamine. These suspects were part of a criminal organization that distributed controlled substances throughout Central Minnesota. The reach of this group stretched beyond the borders of our area across multiple state lines. VOTF investigators also regularly conduct educational presentations to the community on the dangers of drugs and the current trends in the world of drugs and gangs.

## Jail division

The year 2017 saw a continuation in the trend of increased inmate population within the Benton County Jail. For all of 2017, the jail had an average daily population (ADP) of 79.85 inmates, an increase of 4.9 (ADP) over 2016. The jail booked in a total of 2,350 inmates in 2017, an increase of 196 bookings over 2016. Of these 2,350 inmates, 1,801 of them were males and 549 were females. The average length of an inmate's stay in 2017 was 11.6 days, 1.45 days less than in 2016. In an effort to recoup some of the costs associated with housing prisoners, the Benton County Jail charges a booking fee, a work release fee, and (for inmates serving a sentence after being convicted) a daily boarding fee. For 2017, the jail collected a total of over \$51,000.00 in these fees. In order to make the most efficient use of the jail space in our facility, the jail boards inmates for other criminal justice agencies for a daily fee. For 2017, the jail collected over \$503,000.00 in jail revenues from prisoner boarding. In October of 2017, CentraCare became our jail medical provider. Through this relationship, both Benton County and CentraCare are working toward the goals of reducing inmate hospital visits, improving management of inmate care, and improving individual health care follow up and outcome post confinement. Greater access to patient medical history through CentraCare records and the harmonizing of treatment protocols between the jail and hospital has led to some early successes in these goal areas. We are looking forward to our continued relationship with CentraCare.

Our Sentenced to Service (STS) crew had a successful year in 2017. The crew worked a total of 4,366 hours on projects in 2017. STS crew members worked off \$10,293 in fines and over 545 jail days. The STS Crew billed for completed projects for cities, schools, and townships in the amount of \$9,050.00 in 2017.

## Tobacco compliance checks

When the county issues a tobacco license, it is the county's responsibility under law to perform compliance checks to ensure that the licensee is keeping tobacco out of the hands of minors. In 2017, the Benton County Sheriff's Office performed two rounds of tobacco compliance checks on the 16 businesses who obtained licenses from the county. To perform these checks, 16 and 17 year old volunteers are recruited and sent to attempt purchases of tobacco products. The volunteers are instructed to present their own Minnesota driver's license if asked during the sale. The first round was completed with grant funding from the State in the Congratulate and Educate program. In this program, businesses that pass are given congratulatory letters while businesses who fail the tobacco compliance checks are given educational materials and warned of their compliance check failure. As a condition of the grant, failing businesses cannot receive civil

sanctions for their failure during this round of compliance checks. Only one tobacco retailer failed in this round of compliance checks. The second round of checks was completed to fulfill our statutory duties as the licensing body. Failure during these checks results in fines and sanctions to the business. During the second round of compliance checks, all 16 of these businesses passed the compliance check by refusing to sell to the volunteers.

### Volunteers

The Benton County Sheriff's Office is fortunate enough to have a number of citizens who are willing to volunteer their time to assist us in our mission in a number of ways. The Benton County Mounted Patrol is a volunteer organization whose mission is to use horses and riders in providing assistance with crowd control, search and rescue, and other functions as assigned. This group puts in many hours of training to ensure their readiness for such missions. The Mounted Patrol also provides security at the Benton County Fair and other similar events in the county. In 2017, Mounted Patrol members worked a total of 1,012 hours. The sheriff's office maintains a group of citizens who serve this office and our community as reserve deputies. These non-licensed volunteers assist in several capacities, such as providing traffic direction, performing winter cabin checks, staffing entry points at the county fair, and several other duties appropriate for non-licensed staff. In 2017, the 10 volunteer reserve deputies performed a total 328 hours of service on various projects throughout the year. The sheriff's office also has approximately 123 individuals who volunteer in the jail to assist with various programs provided to the inmates. In 2017, these volunteers performed 1,778 hours of work in programs in the jail. The Benton County Sheriff's Office is very grateful for the assistance provided to our mission by these volunteers.

### Public outreach

In 2017, the Benton County Sheriff's Office expanded one public outreach effort and continued our participation in youth ATV instruction, youth snowmobile instruction, and the DARE program. Several deputies worked with police officers from the Foley and Rice Police Departments to continue offering a Police Activities League (PAL) in Benton County. In this program, law enforcement officers participate with children ages 5 to 15 in sports and craft activities over several weeks in the summer. In its initial year of 2016, the program took place once a week at Lion's Park in Foley. In 2017, the program was expanded to include once weekly offerings in the city of Rice. Those involved in the program had very positive feedback. The funds needed to start up and run this program were obtained through community donations. In

2017 Benton County deputies instructed children in the safe operation of ATVs and snowmobiles. These courses are offered to local youth to educate them on how to legally and safely operate these vehicles. Student who successfully complete the programs are awarded their safety certificate from the DNR. Each of these classes was filled to capacity. In 2017, 513 DARE students in 6 Benton County Schools were presented with the DARE curriculum. These outreach efforts are an important part of a proactive approach that aims to prevent future problems and build rapport between law enforcement and the community.

#### Social Media and Print Media

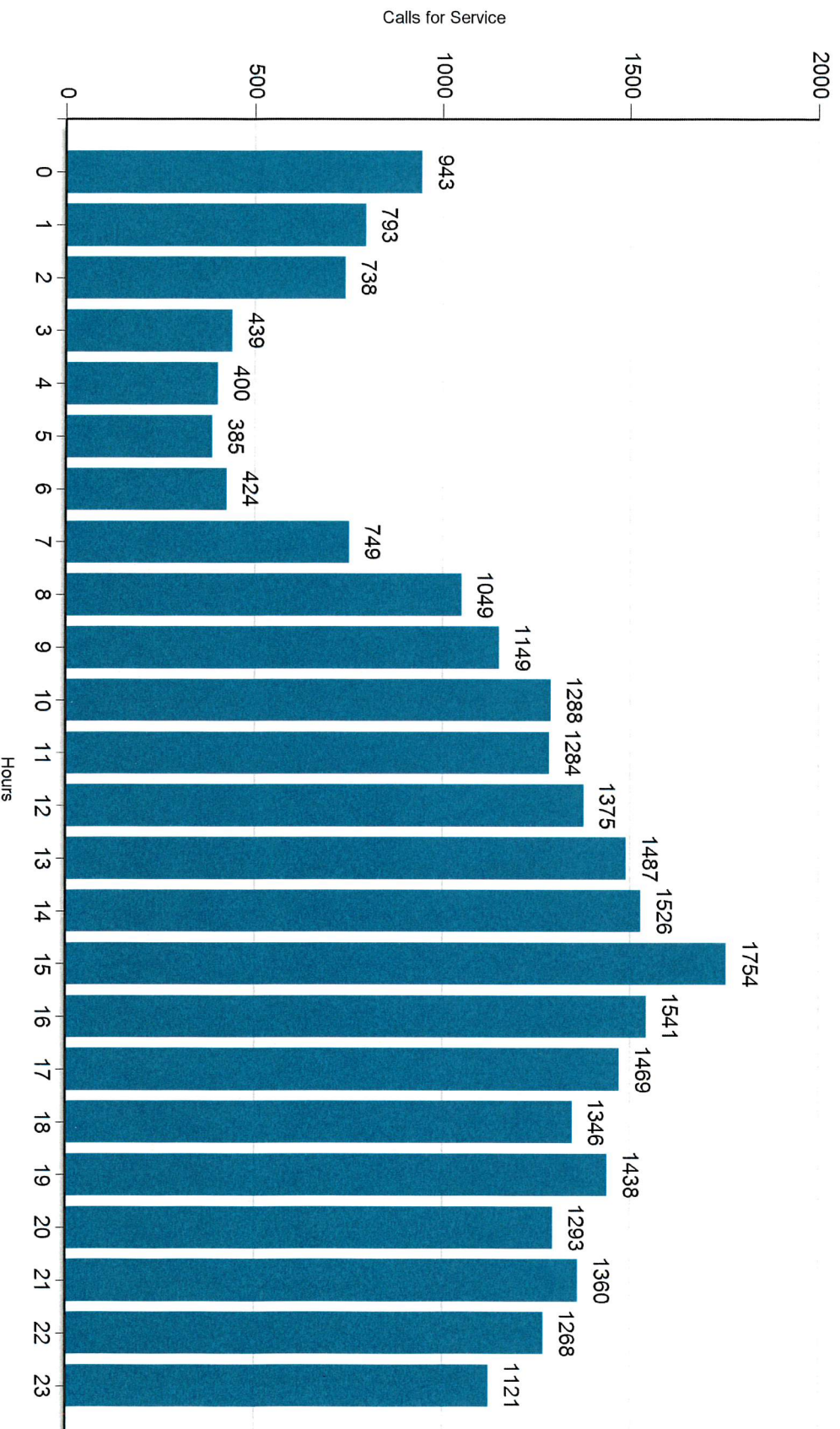
In 2017 the Benton County Sheriff's Office continued to make use of our Facebook, Twitter, and Nextdoor accounts to distribute information and crime prevention strategies. For those not already following us, our Twitter account may be found @BentonMNSheriff and our Facebook account is found at Facebook.com/BentonMNSheriff. Our audience on all of these social media platforms continues to grow regularly. On a number of occasions, we have successfully used social media to obtain leads on criminal investigations and locate individuals with active warrants. In 2017 our office partnered with the Benton County News and Sauk Rapids Herald to provide a once monthly column on crime prevention topics. The goal of this column is to enhance the safety of Benton County citizens by reaching out to a wider audience with our crime prevention messages. We hope to use these tools to help make Benton County a safer place.



# CAD Calls for Service Hourly

Start Date: 1/1/2017

End Date: 12/31/2017

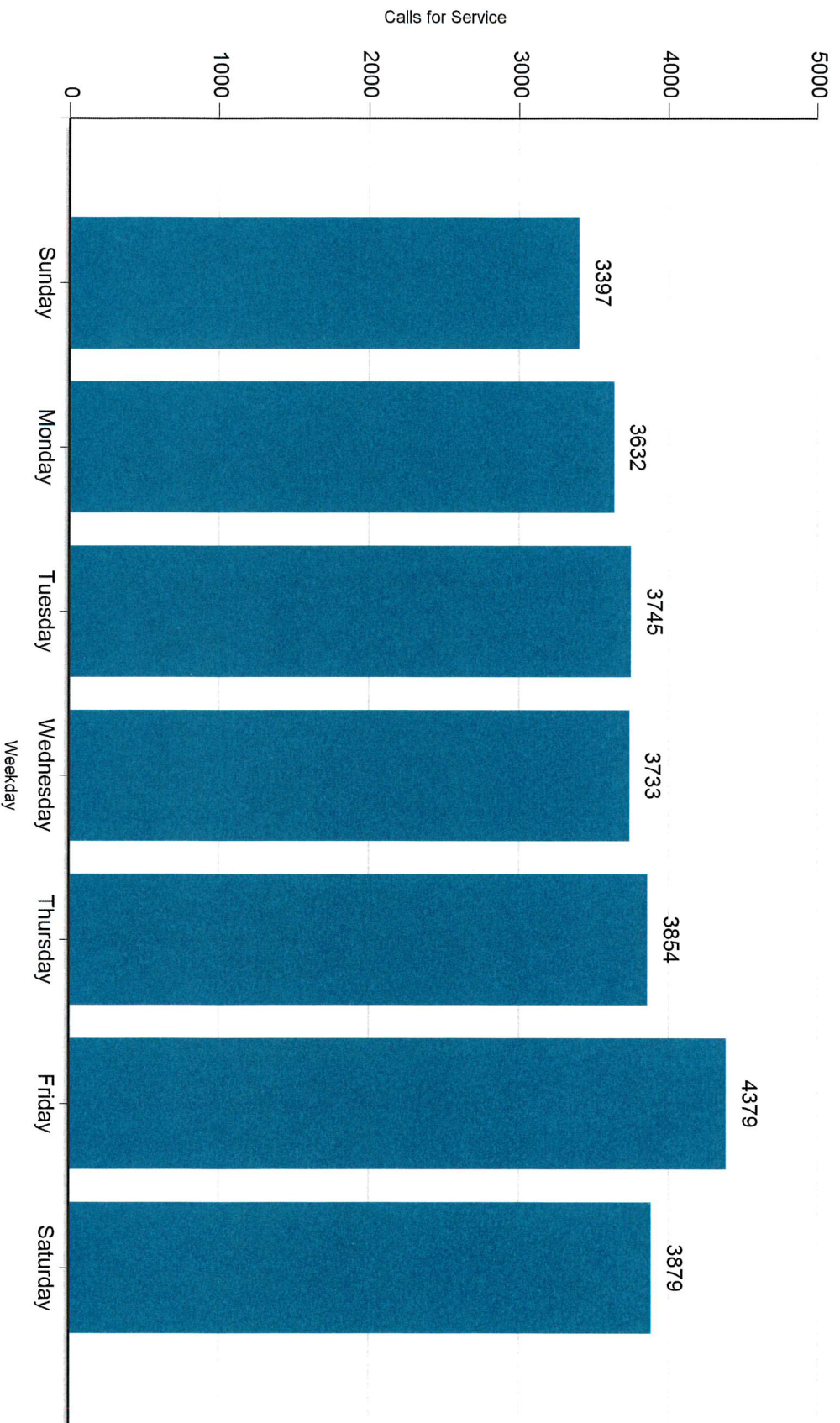




# CAD Calls for Service Day Of Week

Start Date: 1/1/2017


End Date: 12/31/2017



## Yearly Call Type Volume per Line

**From:** 01/01/2017 00:00:00 **To:** 12/31/2017 23:59:59  
**Line:** 2001A, 2001B, 2002A, 2002B, 2003A, 2003B, 8101, 8102, 8103, 8104, 8285, 911-1, 911-2, 911-3, Benton Sheriff, CISM, Foley Fire, Rice Fire, Sauk Rapids, Stearns Admin 1, Stearns Admin 2

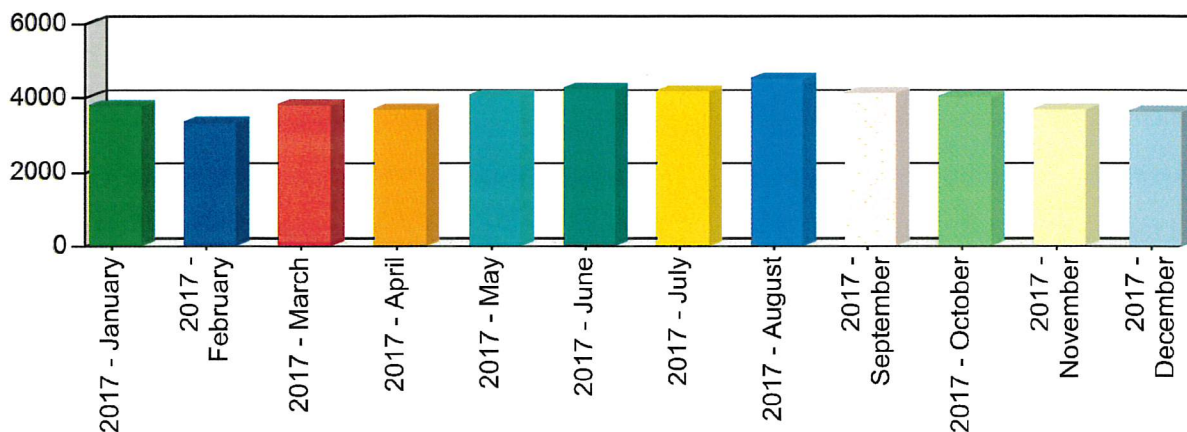
Number of Calls : 46,692



<u>Year</u> <u>Line</u>	<u>Incoming</u>	<u>Outgoing</u>	<u>Abandoned</u>	<u>Number of Calls</u>
<b>2017</b>				
2001A	3	0	0	3
2002A	5	0	0	5
2003A	1	0	0	1
8101	2,433	9,483	0	11,916
8102	2,225	319	0	2,544
8103	152	5	0	157
8104	4,368	0	0	4,368
8285	0	2	0	2
911-1	2,889	0	6	2,895
911-2	2,900	0	6	2,906
911-3	2,879	0	3	2,882
Benton Sheriff	12,597	31	0	12,628
CISM	85	0	0	85
Foley Fire	97	26	0	123
Rice Fire	0	1	0	1
Sauk Rapids	6,156	0	0	6,156
Stearns Admin 1	7	4	0	11
Stearns Admin 2	9	0	0	9
	<b>36,806</b>	<b>9,871</b>	<b>15</b>	<b>46,692</b>
	<b>36,806</b>	<b>9,871</b>	<b>15</b>	<b>46,692</b>

## Call Volume per Month

From: 01/01/2017 00:00:00 To: 12/31/2017 23:59:59  
 Line: 2001A, 2001B, 2002A, 2002B, 2003A, 2003B, 8101, 8102, 8103, 8104, 8285, 911-1, 911-2, 911-3,  
 Benton Sheriff, CISM, Foley Fire, Rice Fire, Sauk Rapids, Stearns Admin 1, Stearns Admin 2  
 Number of Calls : 46,692



Month	Number of Calls	Percentage (%)	Cumulative (%)
2017 - January	3,751	8.03	8.03
2017 - February	3,294	7.05	15.09
2017 - March	3,782	8.10	23.19
2017 - April	3,657	7.83	31.02
2017 - May	4,013	8.59	39.61
2017 - June	4,215	9.03	48.64
2017 - July	4,149	8.89	57.53
2017 - August	4,485	9.61	67.13
2017 - September	4,106	8.79	75.93
2017 - October	3,985	8.53	84.46
2017 - November	3,659	7.84	92.30
2017 - December	3,596	7.70	100.00
	<b>46,692</b>	<b>100.00</b>	

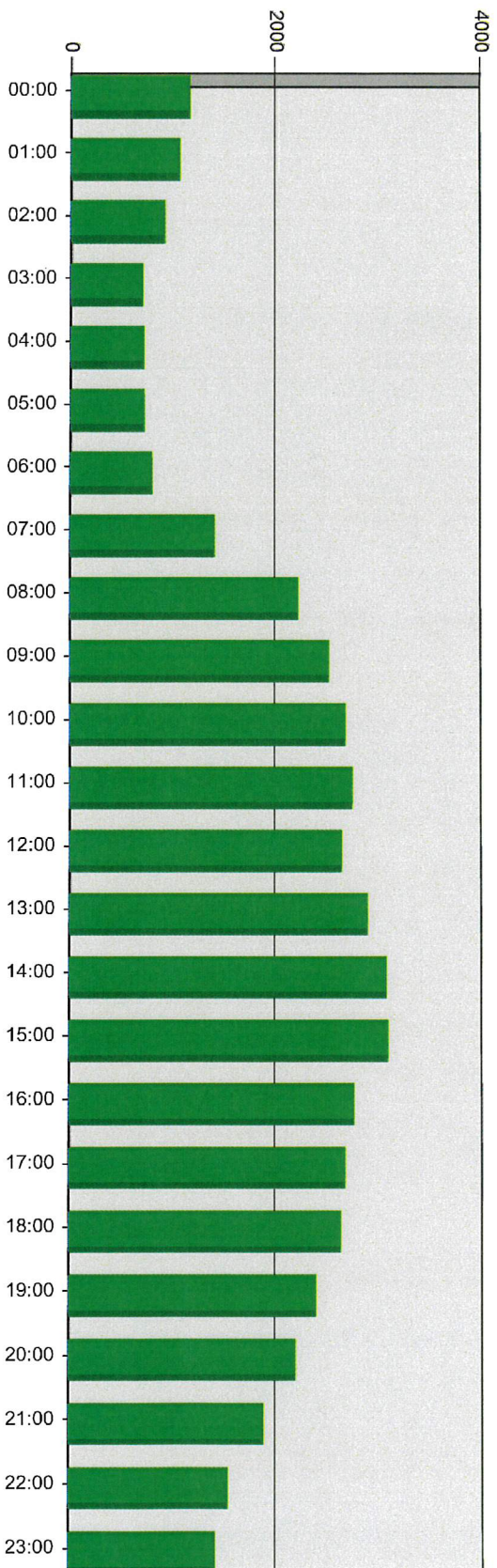




## Daily Call Volume per Hour of the Day

From: 01/01/2017 00:00:00 To: 12/31/2017 23:59:59  
Line: 2001A, 2001B, 2002A, 2002B, 2003A, 2003B, 8101, 8102, 8103, 8104, 8285, 911-1, 911-2, 911-3, Benton Sheriff, CISM, Foley Fire, Rice Fire, Sauk Rapids, Stearns Admin 1,  
Stearns Admin 2

Number of Calls : 46,692



	00:00	01:00	02:00	03:00	04:00	05:00	06:00	07:00	08:00	09:00	10:00	11:00	12:00	13:00	14:00	15:00	16:00	17:00	18:00	19:00	20:00	21:00	22:00	23:00	Total
01/01/2017	5	3	5	6	2	2	0	2	5	5	3	1	3	8	3	2	3	7	0	0	1	1	5	7	79
	6.33	3.8	6.33	7.59	2.53	2.53	0	2.53	6.33	6.33	3.8	1.27	3.8	10.13	3.8	2.53	3.8	8.86	0	0	1.27	1.27	6.33	8.86	
01/02/2017	2	4	1	5	3	3	0	1	7	4	4	3	9	6	6	6	10	13	19	3	7	7	4	10	137
	1.46	2.92	0.73	3.65	2.19	2.19	0	0.73	5.11	2.92	2.92	2.19	6.57	4.38	4.38	4.38	7.3	9.49	13.87	2.19	5.11	5.11	2.92	7.3	

**CIVIL PROCESS AND WARRANTS BY MONTH**  
2017

	Jan-17	Feb-17	Mar-17	Apr-17	May-17	Jun-17	Jul-17	Aug-17	Sep-17	Oct-17	Nov-17	Dec-17	TOTAL
Summons & Complaints	7	18	19	22	14	14	19	25	16	16	18	17	205
Notice of Mortgage Foreclosure	1	3	4	3	3	0	1	0	2	0	2	3	22
Notice of Default	0	0	0	0	0	0	0	0	0	0	0	0	0
Cancellation of Contract for Deed	0	0	0	1	0	0	0	0	0	0	0	0	1
Order for Shortened Redemption Period	0	0	0	1	1	0	0	0	2	0	0	0	4
DANCO (domestic abuse no contact order)	0	0	0	0	1	0	0	0	0	0	0	0	1
Orders for Protection	6	4	8	8	9	9	9	11	9	6	5	3	87
Harassment Orders	10	8	10	4	5	9	13	12	11	13	2	9	106
Orders to Show Cause	6	7	10	4	6	9	2	5	0	8	2	3	62
Subpoenas	9	4	5	6	10	8	9	5	4	11	13	9	93
Eviction Summons & Complaints	2	8	6	14	8	0	7	5	10	8	6	2	76
Writ of Recovery	4	1	5	3	3	7	2	4	5	5	4	2	45
Writ of Execution	0	1	1	1	0	0	0	1	0	1	0	1	6
Mortgage Foreclosure Sales	0	5	2	5	2	3	2	0	3	1	1	3	27
Abandoned Property Sales	0	0	1	0	0	0	0	0	0	0	0	0	1
Mechanics Lien Sale	0	0	0	0	0	0	0	0	0	0	0	0	0
Summons & Petition	12	13	15	6	8	24	7	13	14	11	14	7	144
Replevin Order	0	0	0	2	0	2	0	2	0	0	0	2	8
File Notice of Intent to Redeem	0	0	0	1	0	0	0	0	0	0	0	0	1
Redemption	0	0	0	0	0	0	0	1	0	1	0	1	3
Juror Questionnaire	0	0	0	0	0	0	0	0	0	0	0	0	0
Expiration of Redemption	0	0	2	0	0	0	33	0	0	0	0	0	35
File Additional Amount on Redemption	0	0	0	0	0	0	0	0	0	0	0	0	0
Mortgage Reinstatement	0	0	0	0	0	0	0	0	0	0	0	0	0
Other Process	6	4	7	6	4	4	4	4	1	2	3	6	51
Total Civil Process	63	76	95	87	74	89	108	88	77	83	70	68	978
Warrants Received	120	119	163	127	111	155	128	161	107	132	161	133	1617
Permits to Carry 2017	53	57	77	70	59	31	39	43	58	33	40	60	620
Permits to Purchase 2017	13	23	28	20	9	12	7	11	9	11	10	14	167
Total Gun Permits	66	80	105	90	68	43	46	54	67	44	50	74	787



## Incident Summary by Incident

Date Range: 1/1/2017 to 12/31/2017

Traffic Stop	2086
Warrant	1427
911	1302
Records Check	1096
Permit	935
Assist	711
Agency Assist	682
Suspicious	515
Warrant File	484
Medical	444
Driving	421
Miscellaneous	380
Alarm	353
Animal	320
Attempt To Locate	305
Theft	243
Vehicle	238
Car Killed Deer	199
Traffic Accident	198
Welfare Check	184
Civil	176
Traffic Hazard	164
Tzd	160
Predatory Offender	144
Property	139
Fire	132
Domestic	121
Fraud	120





## Incident Summary by Incident

Date Range: 1/1/2017 to 12/31/2017

Extra Patrol	109
Child	97
Miscellaneous	97
Dvs	96
Request For ????	96
Disturbance	73
Criminal Damage To Property	72
Accident	71
Death	67
Harassment	64
Test	61
Suicidal Person	58
Dui/dwi	57
Dumping	53
Trespassing	52
Assault	43
Missing Person	43
Burglary	42
Repo Vehicle	42
Jail Incident	34
Compliance Check	33
Drunk	33
Utility Problem	33
Background Check	32
Violation Court Order	32
Unwanted Person	30
Water	30
Tow	27
Controlled Substance	24





## Incident Summary by Incident

Date Range: 1/1/2017 to 12/31/2017

Administrative	23
Vulnerable Adult	20
Shooting	19
Weight Restriction Enforcement	19
Terroristic Threats	18
Hit & Run	17
Disorderly Conduct	15
Gun	14
Open Door	14
Police Proactive Visit	14
Transport	14
Dispute	13
Dnr Violation/complaint	12
Fireworks	11
Void	10
Parking	9
Unwanted	9
Arrest	8
Burning Complaint	8
Civil Process	8
Doc	8
Keep The Peace	8
Search Warrant	8
Gas Leak	7
Weather	7
Emergency Management	6
Fleeing	5
Obscenity	5
Checks	4



## Incident Summary by Incident

Date Range: 1/1/2017 to 12/31/2017

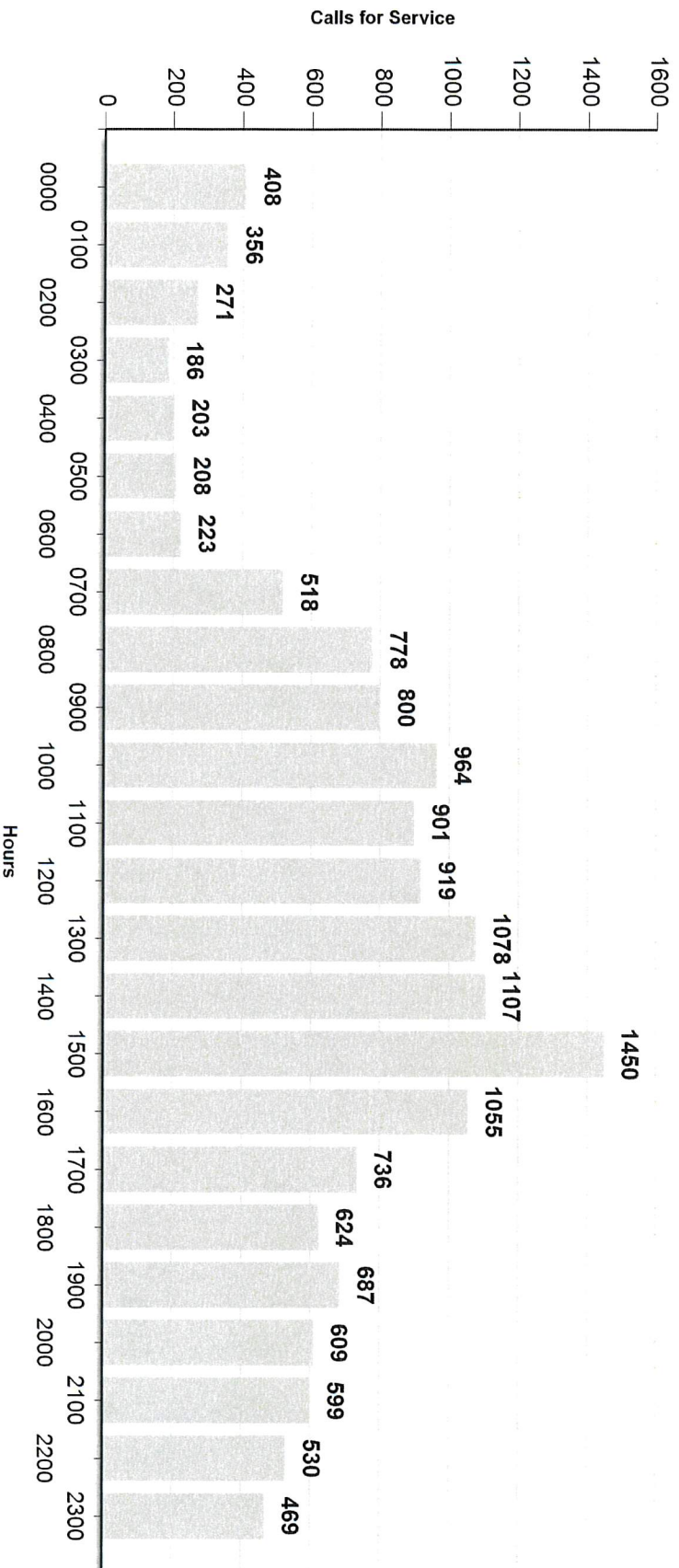
Escort	4
Citation	3
Emergency Message	3
Environmental Complaint	3
Escape From Custody	3
Explosion	3
Hospice Document	3
Lift Assist	3
Liquor Violation	3
Ordinance	3
School Bus Stop Arm Violation	3
Train	3
Alert	2
Human Services Report	2
Kidnapping	2
Rms Import	2
Special Event	2
Verbal Warning	2
Aircraft Complaint	1
Hit Confirmation	1
Obscenity	1
Possession	1
Predatory Offender Registry	1
Probation Violation	1
Robbery	1
Stalking	1
Total: 15670	



# Calls for Service Hourly

1/1/2017 to 12/31/2017

Total Calls: 15707






## Calls for Service Day Of Week

Start Date: 1/1/2017

End Date: 12/31/2017

Total Calls: 15707



**BCSO 2017 Investigative Division Statistics****Increase/(Decrease) 2016**

**Total Cases Investigated:** 118 (16)

**Total Cases Cleared:** 95

**Clearance Rate:** 81%

**Types of Crimes:**

Burglary 7 (7)

Child Physical Abuse 4 (1)

Criminal Sexual Conduct 18 (4)

PREA 2 -

Vulnerable Adults 8 -

Death 6 +1

Other Person Crimes 6 +3

Other 66 (17)

Conflict Cases 1 +1

Internal Investigations 0 (1)

Background Investigations 7 +3

Investigation Requests 31 (7)

Requests Evidence Copies 79 +1

Lab Requests 26 (10)

**Property Room**

Items Received: 1055 (151)