


BENTON COUNTY SHERIFF'S OFFICE

581 Highway 23 NE • P.O. Box 159 • Foley, MN 56329
Administrative: (320) 968-7201 • FAX: (320) 968-6885
Jail: (320) 968-8180 • FAX: (320) 968-6347
Records: (320) 968-8150



Troy Heck, Sheriff
Neal Jacobson, Chief Deputy

04-08-19

Benton County Commissioners,

For many years it has been tradition for the sheriff to provide an annual report to the board to summarize the activities of the Office of Sheriff over the past year. The purpose of this report is to provide a broad overview of the activities conducted in the office to help strengthen communication and awareness of our services to the people of Benton County. It is my hope that this report will accomplish this goal. Should you have any questions in regard to this report, please feel free to contact me.

Sincerely,

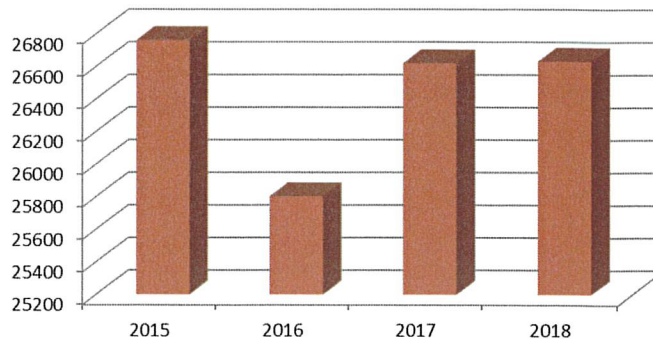
A handwritten signature in black ink, appearing to read "Troy Heck". The signature is written in a cursive, flowing style.

Troy Heck
Sheriff

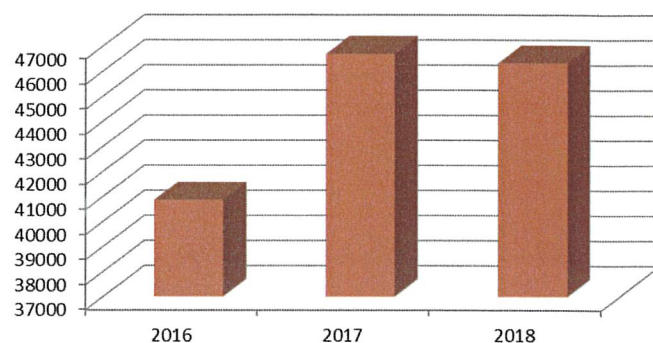
Executive Summary

When comparing 2018 to 2017, virtually all of the data points we compare reflect very similar numbers, with only small variations in those that did change. The number of crimes committed, activity levels in all divisions, and the numbers of inmates in jail were either stable or had small fluctuations. Crimes rates for citizens living in the areas of the county where the Sheriff's Office is their primary law enforcement agency are well below the state average. While we work diligently on our reactive duties to solve crime, we are also engaged in a number of proactive measures intended to stop crime from happening in the first place. These efforts include our DARE program, the Police Activities League (PAL) program, youth snowmobile and ATV instruction, and the regular distribution of crime prevention and safety information in both print and social media outlets. We continue to work to meet the growing challenge of finding and retaining quality staff members to serve the needs of the county. Meeting the needs of a growing population with a lean workforce is difficult when we are fully staffed and burdensome when operating with open positions.

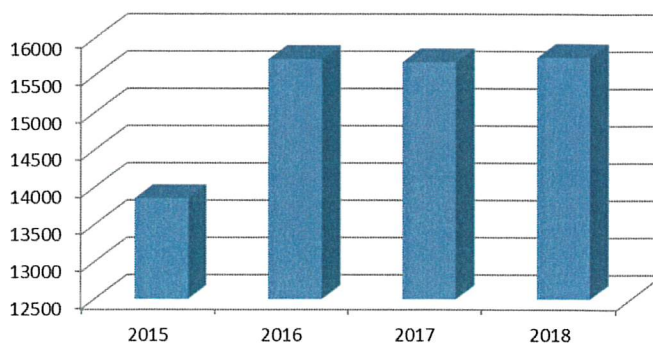
ICRs by Year



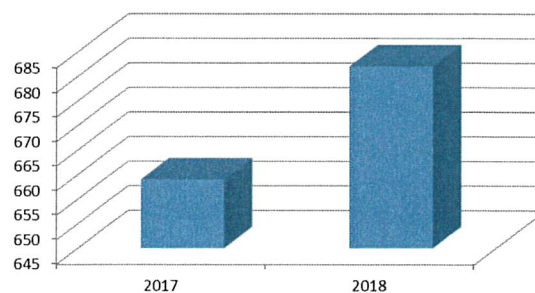
Incoming calls in the PSAP



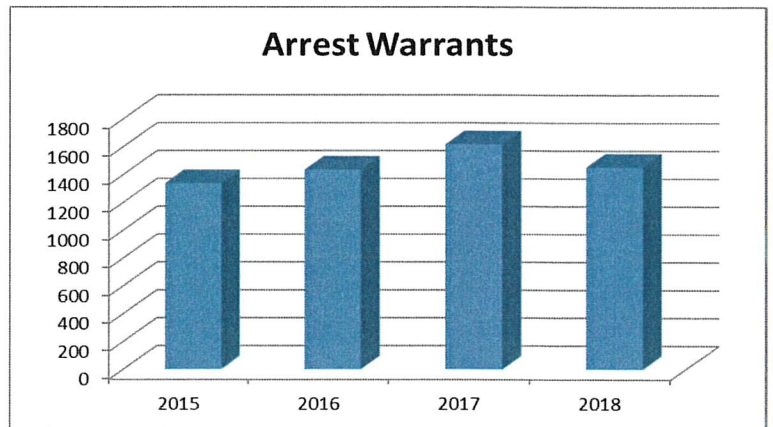
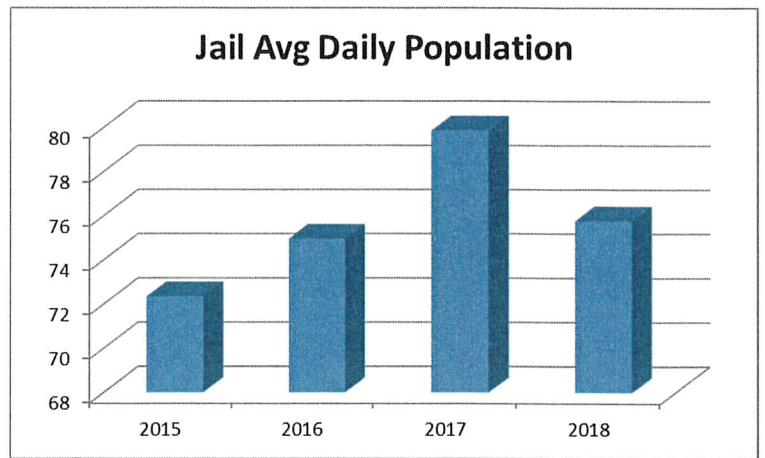
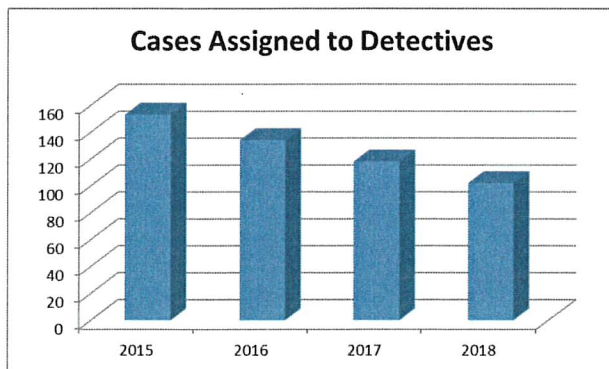
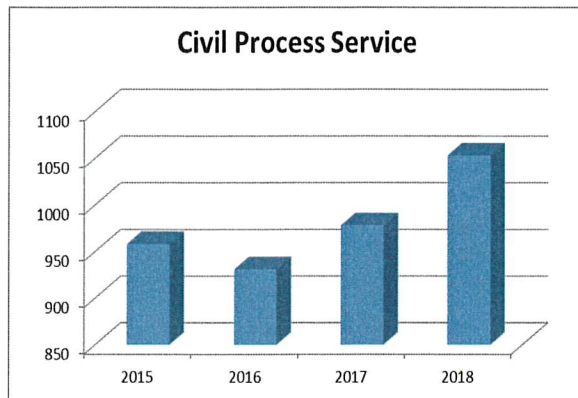
Patrol Division Calls for Service



Total Crimes by Year



Additionally, the challenges created in the management of individuals with under-served mental illness loom large for our agency and other law enforcement agencies across the state. Our office stands ready to do what we can to fulfill our mission to keep Benton County safe by enforcing laws, providing public safety services, and building community partnerships with respect and integrity.



Top 5 most committed crimes for 2018

1. Theft
2. Fraud
3. Domestic Abuse
4. Harassment
5. Criminal Damage to Property

Annual Report

Mission statement and strategic plan

The mission of the Benton County Sheriff's Office is:

To keep Benton County safe by enforcing laws, providing public safety services, and building community partnerships with respect and integrity.

Our vision for Benton County:

The Benton County Sheriff's Office strives to reduce crime and build community trust while ensuring accountability to the people we serve.

Our strategic plan outlined 5 specific goal areas with several sub-goals in each of these areas. We continue to work towards meeting all of these goals, and as of today have completed phases of this work in 4 of the 5 goal areas. The strategic plan for our office may be found online at: <https://www.co.benton.mn.us/170/Sheriff>

Dispatch services

The Public Safety Answering Point (PSAP), also known as the dispatch center, is the first point of contact for a majority of the public who are seeking public safety assistance. The Benton County PSAP answers not only incoming 911 calls; but also administrative calls for the Benton County Sheriff's Office, Foley Police and Fire departments, Rice Police and Fire departments, and Sauk Rapids Police and Fire departments. Once a call or requests for service is received, the PSAP dispatches appropriate emergency services using the public safety radio system. Calls received in dispatch which generate a public safety response for any of the agencies in Benton County are recorded on an Initial Complaint Report (ICR). In 2018 the Benton County PSAP generated 26,632 ICRs. This was 13 more ICRs than 2017. The time period from 10:00 am to 11:00 pm generated the highest number of ICRs with the time period from 2:00 pm to 5:00 pm representing the peak hours. Of the 26,632 ICRs made in 2018, 4,958 were generated between 2:00 pm and 5:00 pm, representing 19% of all calls. Fridays generated the most ICRs in the PSAP, while Sundays generated the fewest ICRs. In 2018 the PSAP received 9,208 calls on our 911 lines, 525 more than in 2017. The PSAP also dealt with a total of 46,327 incoming and outgoing telephone calls on our administrative telephone lines, 365 fewer calls than in 2017. Of these calls, 21,153 came in on one of the 5 non-emergency lines for the Sheriff's Office and 6,146 came in on 320-251-9451 (the main published non-emergency number for the Sauk Rapids Police Department). The volume of telephone calls was

highest in the months of May through September. The time period between 10:00 am and 8:00 pm saw the highest volume of telephone calls in the PSAP.

Civil Process and Warrant division

One of the statutory duties of the Sheriff is to serve and execute civil papers, court orders, and arrest warrants. In 2018, the Sheriff's Office received 1,053 requests to serve civil process, 75 more than 2017. Legal summons, orders for protection and harassment orders, subpoenas, and evictions made up the majority of these requests. The Sheriff's Office conducted 30 mortgage foreclosure sales in 2018, 3 more than in 2017. For the year, 1,455 arrest warrants were received in the Sheriff's Office, 162 fewer than in 2017.

Patrol Division

The most visible and recognizable division in the Benton County Sheriff's Office is the patrol division. These are the uniformed deputies on patrol who respond to calls for service, investigate crimes, and perform proactive patrols. In 2018, 15,745 ICRs were assigned to units within the Benton County Sheriff's Office (16 more than in 2017), most of which were handled by the patrol division. Traffic stops accounted for the single largest category of activity for the patrol division in 2018. Assistance to the public and other agencies, suspicious activity reports, medical emergencies, alarm calls, and driving complaints were the next 5 most common functions performed by the patrol division. The 5 most reported crimes in Benton County in 2018 were Theft, Fraud, Domestic Abuse, Harassment, and Criminal Damage to Property. The majority of this activity occurred between 8:00 am and 6:00 pm, with a spike in calls for service between 2:00 pm and 5:00 pm. Fridays saw the most activity within the patrol division with Sundays showing the least activity. In 2018 there were 682 crimes reported to the Sheriff's Office. This was 23 more than the 659 reported in 2017. These crimes are broken down into Part 1 crimes and Part 2 crimes. Part 1 crimes are the most serious offenses and include violent crimes against a person. Part 2 are less serious offenses and include some person offenses and less serious property crimes. In 2018 the Sheriff's Office received 198 reports of Part 1 crime (1 fewer than in 2017) and 484 part 2 crimes (24 more than in 2017). The crime categories showing the largest reported increases included drug crimes, simple assaults, and criminal damage to property. According to the 2017 Minnesota Uniform Crime

Report (the most recent data available) Benton County's crime rate¹ for Part 1 and Part 2 crimes (1437 and 2474 respectively) was 41% lower than the state average for Part 1 crimes (2442) and 24% lower than the state average for Part 2 crimes (3766). Benton County's total crime rate of 4206 was 33% lower than the state average of 6284. Within the 15,745 ICRs assigned to the Benton County Sheriff's Office staff are a number handled by administrative or support staff. These include records checks (1,058), permits to carry a pistol (730), and permit to purchase a pistol (149). For 2018, our applications for permits to carry were up by 18% and our applications for permits to purchase were down by 11% when compared to 2017 numbers. While not a record, this number still represents a significant workload for our administrative staff.

Investigative division

The investigative division of the Benton County Sheriff's Office is tasked with investigating and solving felony level crimes and other crimes requiring more in-depth examination. In 2018 there were 102 cases assigned to this division, a 14% decrease from 2017. Of those 102 cases, 89 cases were cleared, creating an 87% clearance rate for the Investigative Division. The Investigative Division is also tasked with receiving and securing items of evidence at the Benton County Sheriff's Office. In 2018, the evidence room received 1,397 items.

Violent Offender Task Force (VOTF)

The Benton County Sheriff's Office is a participating member of the Central Minnesota Violent Offender Task Force. This group of investigators work on in-depth investigations aimed at arresting the most dangerous and violent criminal offenders. Much of their work is focused on combating drugs and gang activity in Central Minnesota. As Sheriff, I have stressed to our two full time staff members assigned to this unit the importance of working long term investigations aimed at arresting those who distribute the largest quantities of illegal drugs and those who are at the highest echelon of leadership in local criminal gangs. These investigations require time and patience, which is often difficult to express in terms of numbers. In 2018, VOTF investigators completed 19 cases in Benton County. VOTF investigations seized 26 pounds of marijuana, 20 grams of marijuana wax, 8.5 pounds of methamphetamine, 1.3 pounds of MDMA, and 1.3 ounces of heroin

¹ "Crime rate" is a term used in evaluating criminal statistics. It is the number of crimes reported by law enforcement per 100,000 in population.

in 2018. VOTF investigators also regularly conduct educational presentations to the community on the dangers of drugs and the current trends in the world of drugs and gangs.

Jail division

The year 2018 brought stable inmate numbers similar to 2017. For all of 2018, the jail had an average daily population (ADP) of 75.76 inmates, a decrease of 4.1 (ADP) compared to 2017. The jail booked in a total of 2,168 inmates in 2018, 182 fewer bookings than in 2017. Of these 2,168 inmates, 1,693 of them were males and 475 were females. The average length of an inmate's stay in 2018 was 11.62 days, almost identical to the length of stay recorded in 2017. Like all jails across the state, Benton County struggles to cope with the influx of inmates battling mental illness. Managing individuals with mental illness in a jail setting presents a challenge for staff to maintain the safety and security of both the inmate and the safety and security of our staff. Individuals with mental illness can engage in unpredictable, unhealthy, and sometimes violent behavior. Unless this societal issue is addressed in some kind of meaningful way, we anticipate that jails will continue to be a repository for under-served individuals with mental illnesses to languish in a facility that was neither designed nor intended to treat them. In an effort to recoup some of the costs associated with housing prisoners, the Benton County Jail charges a booking fee, a work release fee, and (for inmates serving a sentence after being convicted) a daily boarding fee. For 2018, the jail collected a total of over \$33,000.00 in these fees. In order to make the most efficient use of the jail space in our facility, the jail boards inmates for other criminal justice agencies for a daily fee. For 2018, the jail collected over \$485,000.00 in jail revenues from prisoner boarding. In October of 2017, CentraCare became our jail medical provider. Through this relationship, both Benton County and CentraCare are working toward the goals of reducing inmate hospital visits, improving management of inmate care, and improving individual health care follow up and outcome post confinement. Greater access to patient medical history through CentraCare records and the harmonizing of treatment protocols between the jail and hospital has led to some early successes in these goal areas. We are looking forward to our continued relationship with CentraCare.

Our Sentenced to Service (STS) crew had a successful year in 2018. The crew worked a total of 5,701 hours on projects in 2018. The STS Crew billed for completed projects for cities, schools, and townships in the amount of \$7,125.00 in 2018.

Volunteers

The Benton County Sheriff's Office is fortunate enough to have a number of citizens who are willing to volunteer their time to assist us in our mission in a number of ways. The Benton County Mounted Patrol is a volunteer organization whose mission is to use horses and riders in providing assistance with crowd control, search and rescue, and other functions as assigned. This group puts in many hours of training to ensure their readiness for such missions. The Mounted Patrol also provides security at the Benton County Fair and other similar events in the county. In 2018, Mounted Patrol members worked a total of 817 hours. The sheriff's office maintains a group of citizens who serve this office and our community as reserve deputies. These non-licensed volunteers assist in several capacities, such as providing traffic direction, performing winter cabin checks, staffing entry points at the county fair, and several other duties appropriate for non-licensed staff. In 2018, the 11 volunteer reserve deputies performed a total 490 hours of service on various projects throughout the year. The sheriff's office also has approximately 117 individuals who volunteer in the jail to assist with various programs provided to the inmates. In 2018, these volunteers performed 1,753 hours of work in programs in the jail. The Benton County Sheriff's Office is very grateful for the assistance provided to our mission by these volunteers.

Public outreach

In 2018, the Benton County Sheriff's Office continued our public outreach efforts and our participation in youth ATV instruction, youth snowmobile instruction, and the DARE program. Several deputies worked with police officers from the Foley and Rice Police Departments to continue offering a Police Activities League (PAL) in Benton County. In this program, law enforcement officers participate with children ages 5 to 15 in sports and craft activities over several weeks in the summer. In its initial year of 2016, the program took place once a week at Lion's Park in Foley. In 2017, the program was expanded to include once weekly offerings in the city of Rice. In 2018 we continued to offer the PAL program in Foley and Rice. For the Rice program, volunteer drivers were recruited to provide free transportation from Rockwood Estates to Lion's Park in Rice so children from Rockwood could take advantage of this program. Those involved in the PAL program had very positive feedback. The funds needed to start up and run this program were obtained through community donations. In 2018 Benton County deputies

instructed children in the safe operation of ATVs and snowmobiles. These courses are offered to local youth to educate them on how to legally and safely operate these vehicles. Student who successfully complete the programs are awarded their safety certificate from the DNR. Each of these classes was filled to capacity. In 2018, 513 DARE students in 6 Benton County Schools were presented with the DARE curriculum. These outreach efforts are an important part of a proactive approach that aims to prevent future problems and build rapport between law enforcement and the community.

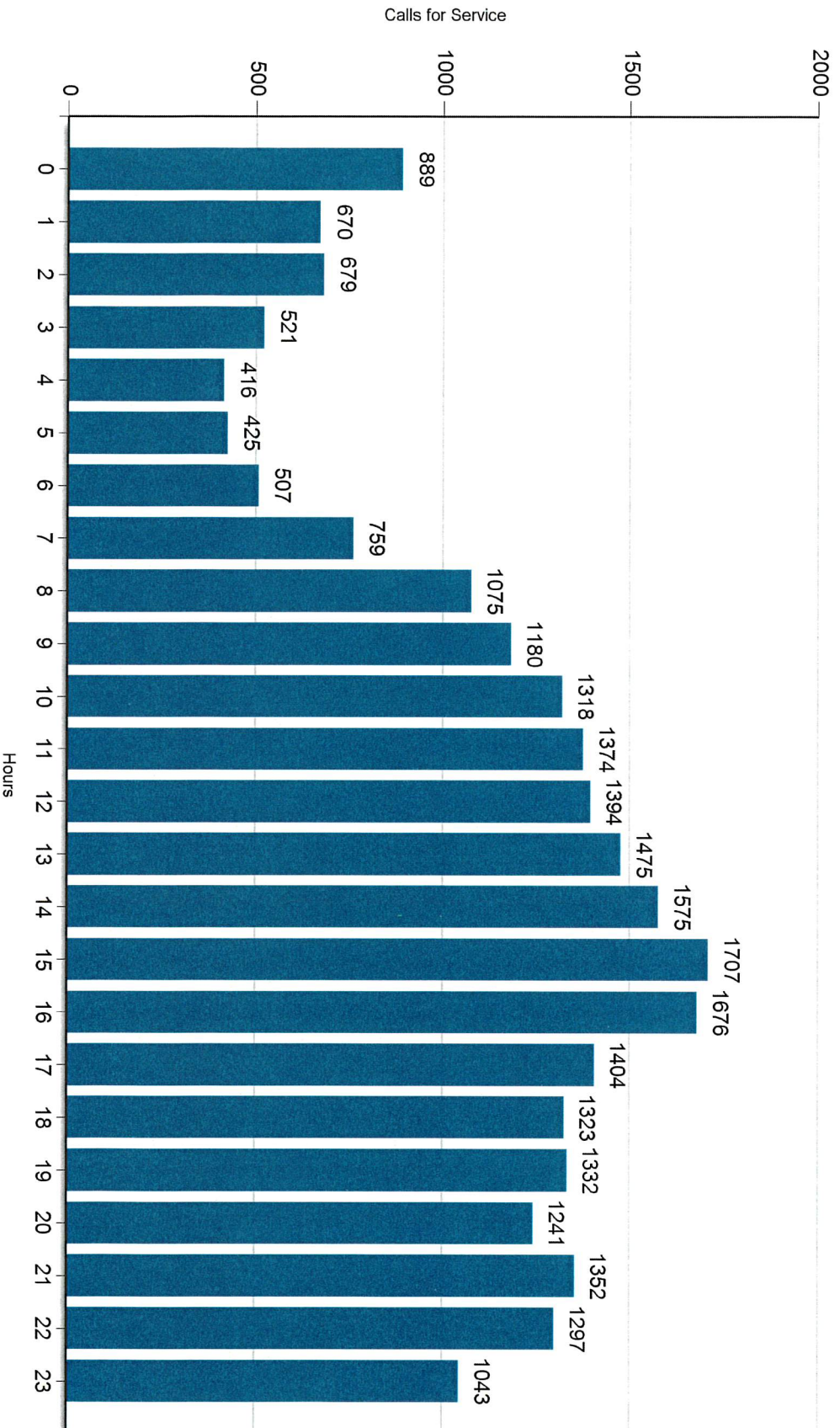
Social Media and Print Media

In 2018 the Benton County Sheriff's Office continued to make use of our Facebook, Twitter, and Nextdoor accounts to distribute information and crime prevention strategies. For those not already following us, our Twitter account may be found @BentonMNSheriff and our Facebook account is found at Facebook.com/BentonMNSheriff. Our audience on all of these social media platforms continues to grow regularly. On a number of occasions, we have successfully used social media to obtain leads on criminal investigations and locate individuals with active warrants. In 2018 our office continued our partnership with the Benton County News and Sauk Rapids Herald to provide a once monthly column on crime prevention topics. The goal of this column is to enhance the safety of Benton County citizens by reaching out to a wider audience with our crime prevention messages. We hope to use these tools to help make Benton County a safer place.

CAD Calls for Service Hourly

Start Date: 1/1/2018

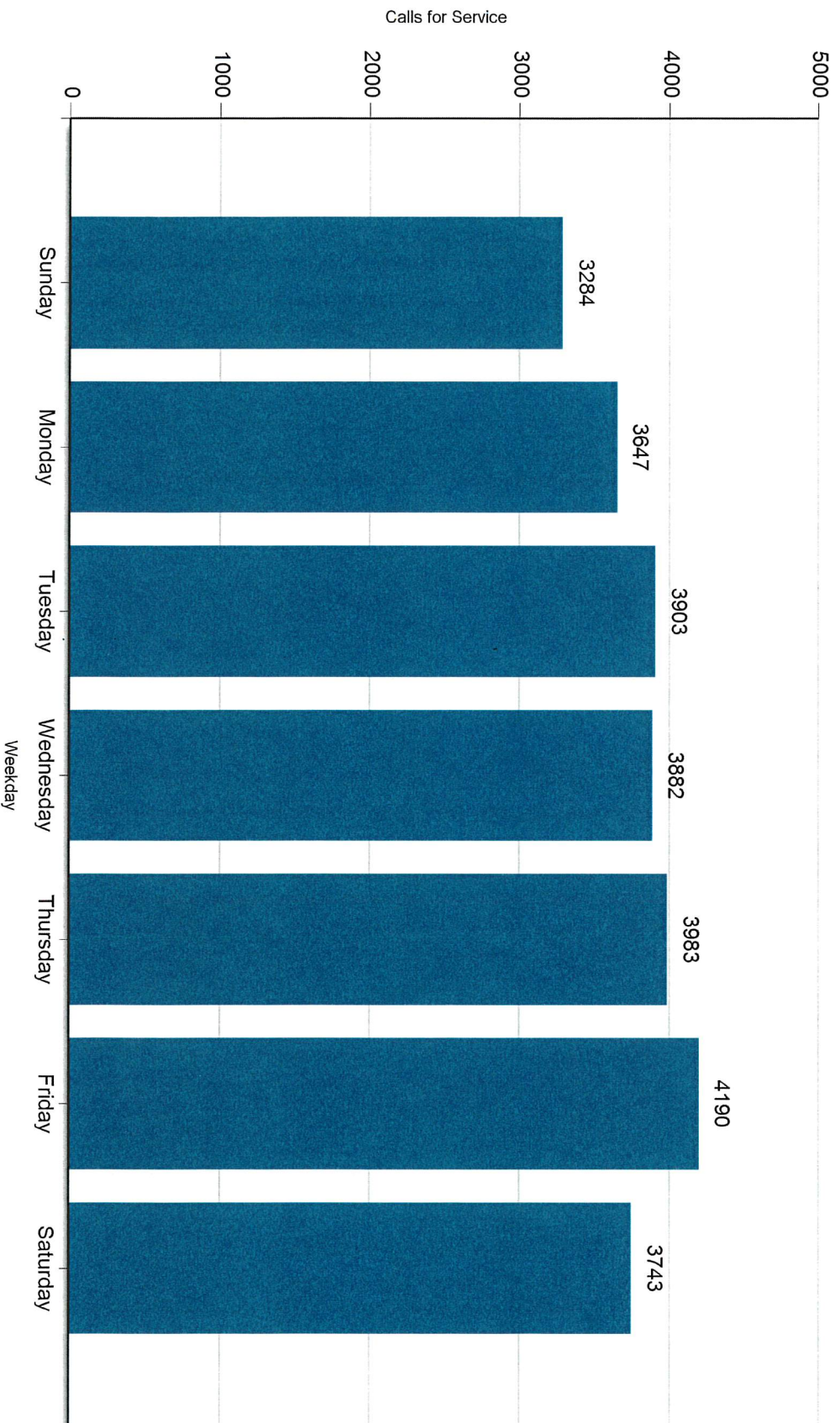
End Date: 12/31/2018



CAD Calls for Service Day Of Week

Start Date: 1/1/2018


End Date: 12/31/2018



Yearly Call Type Volume per Line

From: 01/01/2018 00:00:00 **To:** 12/31/2018 23:59:59
Line: 2001A, 2001B, 2002A, 2002B, 2003A, 2003B, 8101, 8102, 8103, 8104, 8285, 911-1, 911-2, 911-3, Benton Sheriff, CISM, Foley Fire, Rice Fire, Sauk Rapids, Stearns Admin 1, Stearns Admin 2, TEXT-1, TEXT-2

Number of Calls : 46,327

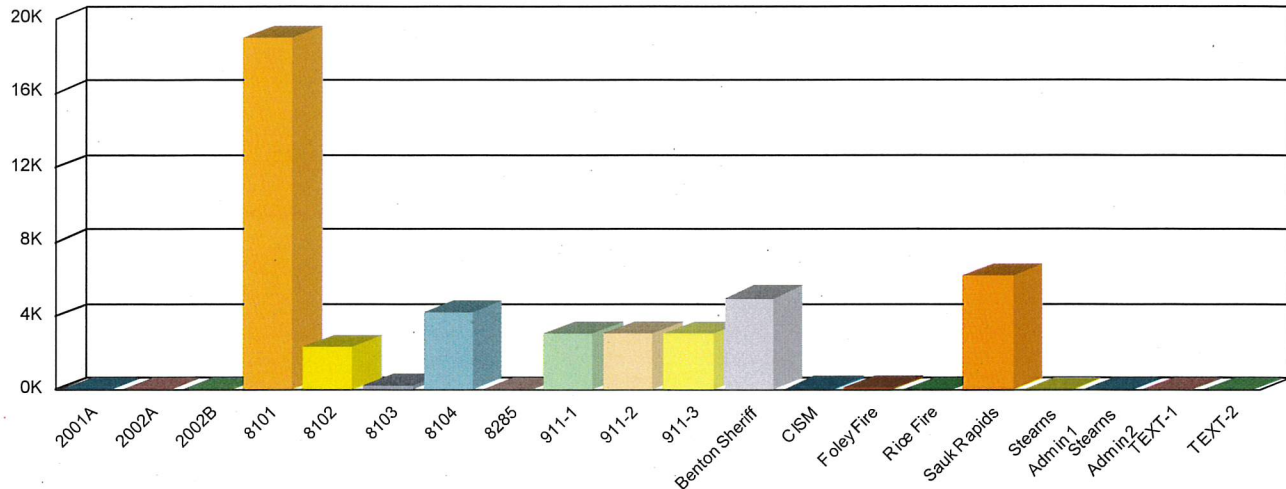


<u>Year</u>	<u>Line</u>	<u>Incoming</u>	<u>Outgoing</u>	<u>Abandoned</u>	<u>Number of Calls</u>
2018					
	2001A	1	1	0	2
	2002A	3	6	0	9
	2002B	0	1	0	1
	8101	9,972	9,005	0	18,977
	8102	1,857	486	0	2,343
	8103	205	14	0	219
	8104	4,214	0	0	4,214
	8285	7	2	0	9
	911-1	3,069	0	2	3,071
	911-2	3,066	0	2	3,068
	911-3	3,065	0	4	3,069
	Benton Sheriff	4,905	49	0	4,954
	CISM	54	2	0	56
	Foley Fire	95	37	0	132
	Rice Fire	10	1	0	11
	Sauk Rapids	6,146	4	0	6,150
	Stearns Admin 1	21	0	0	21
	Stearns Admin 2	14	0	0	14
	TEXT-1	0	4	0	4
	TEXT-2	0	3	0	3
		36,704	9,615	8	46,327
		36,704	9,615	8	46,327

Call Volume per Line

From: 01/01/2018 00:00:00 **To:** 12/31/2018 23:59:59
Line: 2001A, 2001B, 2002A, 2002B, 2003A, 2003B, 8101, 8102, 8103, 8104, 8285, 911-1, 911-2, 911-3, Benton Sheriff, CISM, Foley Fire, Rice Fire, Sauk Rapids, Stearns Admin 1, Stearns Admin 2, TEXT-1, TEXT-2

Number of Calls : 46,327



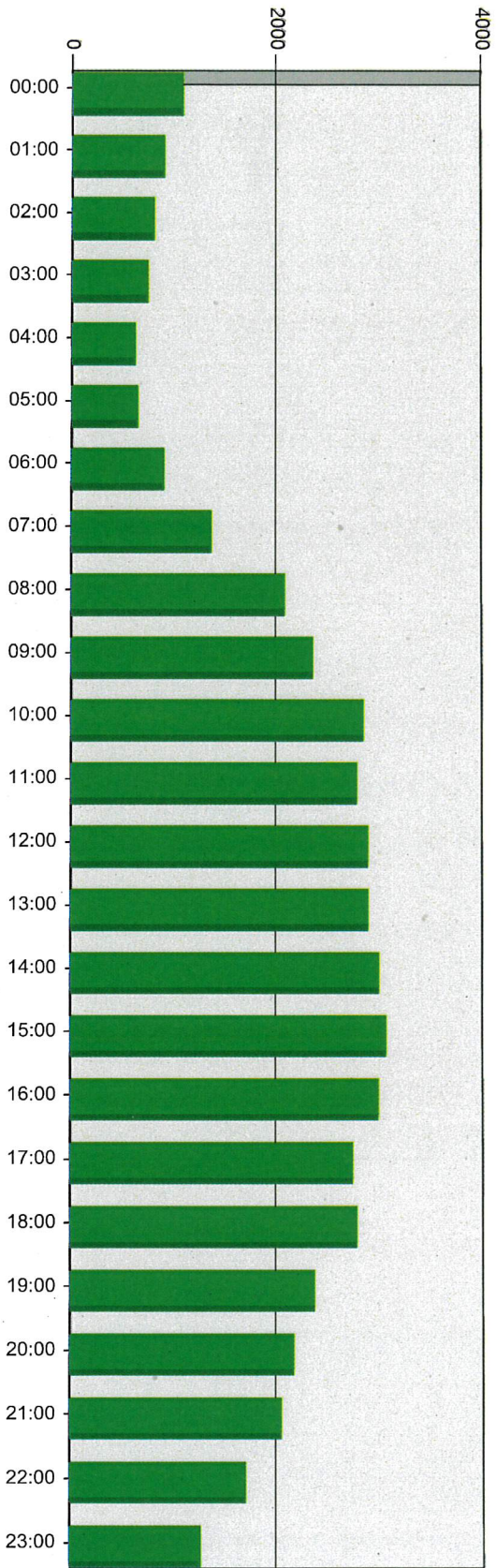
Line	Incoming	Outgoing	Abandoned	Number of Calls
2001A	1	1	0	2
2002A	3	6	0	9
2002B	0	1	0	1
8101	9,972	9,005	0	18,977
8102	1,857	486	0	2,343
8103	205	14	0	219
8104	4,214	0	0	4,214
8285	7	2	0	9
911-1	3,069	0	2	3,071
911-2	3,066	0	2	3,068
911-3	3,065	0	4	3,069
Benton Sheriff	4,905	49	0	4,954
CISM	54	2	0	56
Foley Fire	95	37	0	132
Rice Fire	10	1	0	11
Sauk Rapids	6,146	4	0	6,150
Stearns Admin 1	21	0	0	21
Stearns Admin 2	14	0	0	14
TEXT-1	0	4	0	4
TEXT-2	0	3	0	3
	36,704	9,615	8	46,327

Daily Call Volume per Hour of the Day

From: 01/01/2018 00:00:00

To: 12/31/2018 23:59:59

Number of Calls : 46,846



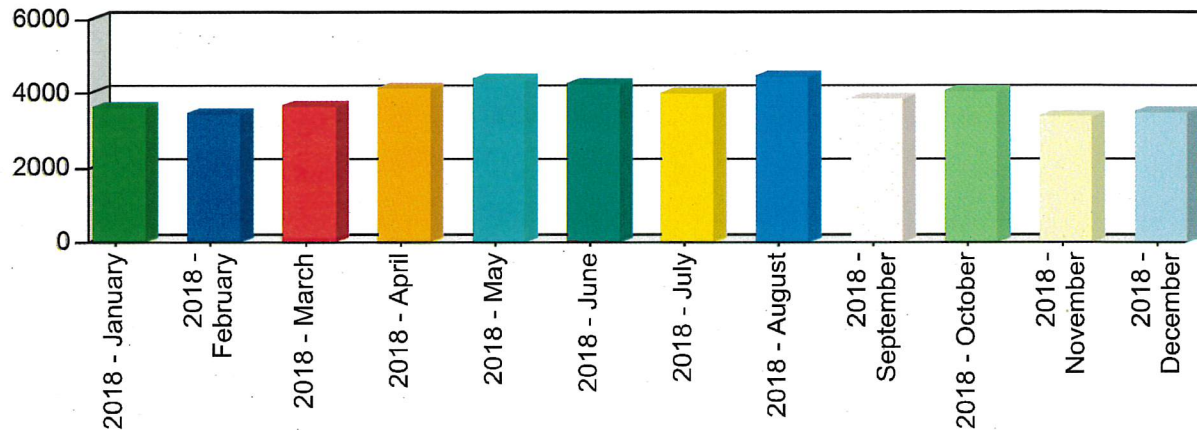
	00:00	01:00	02:00	03:00	04:00	05:00	06:00	07:00	08:00	09:00	10:00	11:00	12:00	13:00	14:00	15:00	16:00	17:00	18:00	19:00	20:00	21:00	22:00	23:00	Total
01/01/2018	2	7	0	4	0	1	6	5	3	1	8	4	5	11	5	6	0	1	2	1	1	2	1	0	76
01/02/2018	2.63	9.21	0	5.26	0	1.32	7.89	6.58	3.95	1.32	10.53	5.26	6.58	14.47	6.58	7.89	0	1.32	2.63	1.32	1.32	2.63	1.32	0	125
01/03/2018	1	3	0	0	2	1	2	4	7	8	13	8	11	2	8	9	9	7	8	7	1	5	5	2	148
	0.8	2.4	0	0	1.6	0.8	1.6	3.2	5.6	6.4	10.4	6.4	8.8	1.6	6.4	7.2	7.2	5.6	6.4	5.6	0.8	4	5.6	1.6	
	3.38	3.38	2	0	0	0	0	3	10	6	11	11	6	12	18	8	10	3	8	7	8	2	1	12	
			1.35	0	0	0	0	2.03	6.76	4.05	7.43	7.43	4.05	8.11	12.16	5.41	6.76	2.03	5.41	4.73	5.41	1.35	0.68	8.11	



Call Volume per Month

From: 01/01/2018 00:00:00 To: 12/31/2018 23:59:59
 Line: 2001A, 2001B, 2002A, 2002B, 2003A, 2003B, 8101, 8102, 8103, 8104, 8285, 911-1, 911-2, 911-3, Benton Sheriff, CISM, Foley Fire, Rice Fire, Sauk Rapids, Stearns Admin 1, Stearns Admin 2, TEXT-1, TEXT-2

Number of Calls : 46,327



Month	Number of Calls	Percentage (%)	Cumulative (%)
2018 - January	3,583	7.73	7.73
2018 - February	3,411	7.36	15.10
2018 - March	3,621	7.82	22.91
2018 - April	4,102	8.85	31.77
2018 - May	4,342	9.37	41.14
2018 - June	4,215	9.10	50.24
2018 - July	3,960	8.55	58.79
2018 - August	4,423	9.55	68.33
2018 - September	3,833	8.27	76.61
2018 - October	4,020	8.68	85.29
2018 - November	3,359	7.25	92.54
2018 - December	3,458	7.46	100.00
	46,327	100.00	

**CIVIL PROCESS AND WARRANTS BY MONTH
2018**

	Jan-18	Feb-18	Mar-18	Apr-18	May-18	Jun-18	Jul-18	Aug-18	Sep-18	Oct-18	Nov-18	Dec-18	TOTAL
Summons & Complaints	27	19	22	29	25	13	16	27	19	20	24	21	262
Notice of Mortgage Foreclosure	2	2	5	0	0	1	1	3	2	4	1	0	21
Notice of Default	0	0	0	0	0	0	0	0	0	0	0	0	0
Cancellation of Contract for Deed	0	0	0	0	1	1	0	1	1	0	0	0	4
Order for Shortened Redemption Period	0	0	0	0	1	0	0	0	0	0	0	0	1
DANCO (domestic abuse no contact order)	0	0	2	0	1	1	0	0	0	1	0	1	6
Orders for Protection	9	9	10	4	11	13	8	10	8	10	7	8	107
Harassment Orders	7	9	12	10	9	14	2	6	4	7	3	4	87
Orders to Show Cause	9	10	11	5	2	2	10	1	8	5	3	11	77
Subpoenas	6	6	10	8	6	3	9	1	5	9	11	8	82
Eviction Summons & Complaints	12	9	8	8	4	5	5	13	3	10	1	5	83
Writ of Recovery	6	3	7	4	5	5	5	5	10	3	8	3	64
Writ of Execution	0	0	1	0	1	0	1	0	0	0	1	2	6
Mortgage Foreclosure Sales	6	4	2	4	4	1	0	1	2	0	4	2	30
Abandoned Property Sales	0	0	0	1	0	1	0	0	0	0	0	0	2
Mechanics Lien Sale	0	0	0	0	0	0	0	0	0	0	0	0	0
Summons & Petition	14	14	7	15	9	11	19	15	15	14	12	14	159
Replevin Order	0	0	0	0	5	0	2	0	1	3	2	1	14
File Notice of Intent to Redeem	0	0	1	0	0	0	0	0	0	0	0	1	2
Redemption	1	0	2	0	0	0	1	0	0	2	0	1	7
Juror Questionnaire	0	0	0	0	0	0	0	0	0	0	0	0	0
Expiration of Redemption	0	0	0	0	0	1	16	0	0	0	0	0	17
File Additional Amount on Redemption	0	0	0	0	0	0	0	0	0	0	0	0	0
Mortgage Reinstatement	0	0	0	0	0	0	0	0	0	0	0	0	0
Other Process	4	2	1	1	2	1	1	1	4	0	0	5	22
Total Civil Process	103	87	101	89	86	73	96	84	82	88	77	87	1053
Warrants Received	118	117	127	111	144	112	106	133	126	125	119	117	1455
Permits to Carry 2018	66	61	113	107	64	43	41	54	37	57	43	44	730
Permits to Purchase 2018	15	10	28	20	9	11	11	8	15	9	7	6	149
Total Gun Permits	81	71	141	127	73	54	52	62	52	66	3	50	879



Incident Summary by Incident Type

Date Range: 1/1/2018 to 12/31/2018

Incident Type	# of Incidents
Traffic Stop	1977
911	1375
Warrant	1368
Permit	1060
Records Check	1058
Assist	752
Agency Assist	647
Suspicious	453
Miscellaneous	441
Medical	422
Warrant File	420
Alarm	399
Driving	368
Attempt To Locate	327
Animal	323
Vehicle	271
Tzd	250
Traffic Accident	238
Civil	209
Theft	208
Predatory Offender	203
Car Killed Deer	200
Welfare Check	185
Test	139
Fraud	123
Traffic Hazard	122
Police Proactive Visit	120



Incident Summary by Incident Type

Date Range: 1/1/2018 to 12/31/2018

Property	116
Fire	114
Domestic	113
Extra Patrol	104
Request For ????	95
Dvs	86
Child	85
Harassment	76
Suicidal Person	76
Death	73
Criminal Damage To Property	56
Administrative	53
Burglary	52
Dumping	47
Assault	45
Disturbance	44
Dui/dwi	41
Water	41
Missing Person	39
Background Check	38
Violation Court Order	38
Accident	37
Trespassing	36
Repo Vehicle	35
Compliance Check	26
Controlled Substance	26
Terroristic Threats	24
Transport	23



Incident Summary by Incident Type

Date Range: 1/1/2018 to 12/31/2018

Unwanted Person	22
Drunk	21
Jail Incident	21
Open Door	21
Tow	20
Fireworks	19
Void	17
Civil Process	16
Hit & Run	16
Unwanted	16
Utility Problem	16
Disorderly Conduct	14
Doc	13
Emergency Management	13
Shooting	13
Dnr Violation/complaint	12
Dispute	11
Predatory Offender Registry	11
Search Warrant	11
Alert	10
Arrest	10
Burning Complaint	10
Vulnerable Adult	10
Citation	9
Fleeing	8
Gun	8
Parking	8
Gas Leak	7



Incident Summary by Incident Type

Date Range: 1/1/2018 to 12/31/2018

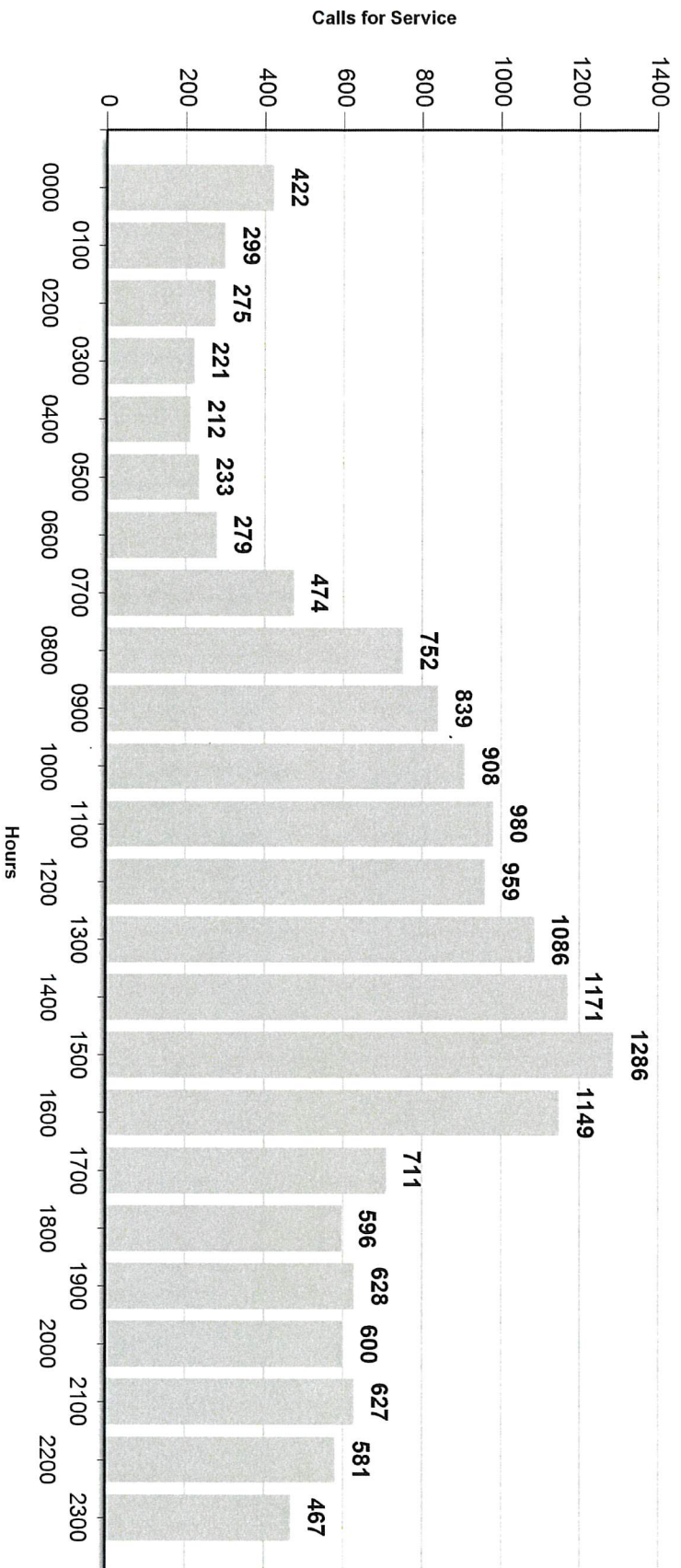
Environmental Complaint	4
Lift Assist	4
Liquor Violation	4
School Bus Stop Arm Violation	4
Train	4
Weather	4
Escort	3
Explosion	3
Human Services Report	3
Safety Alert	3
Special Event	3
Weapons	3
Aircraft Complaint	2
Checks	2
Keep The Peace	2
Obscenity	2
Ordinance	2
Rms Import	2
Robbery	2
Written Warning	2
Alcohol Violations	1
Arson	1
Emergency Message	1
Kidnapping	1
Solicitor	1
Stalking	1
Weight Restriction Enforcement	1
Total: 15745	



Calls for Service Hourly

1/1/2018 to 12/31/2018

Total Calls: 15774



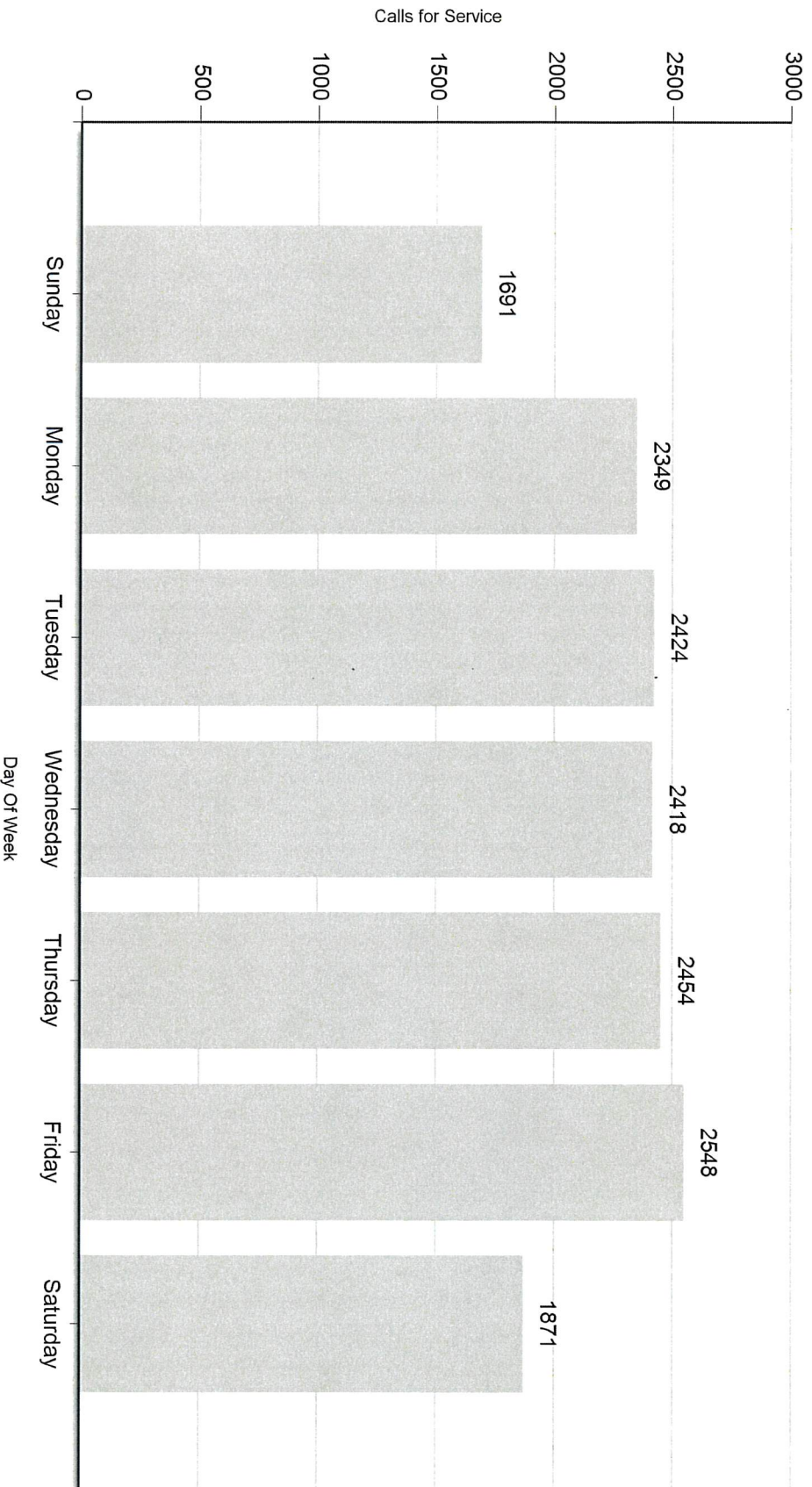


Calls for Service Day Of Week

Start Date: 1/1/2018

End Date: 12/31/2018

Total Calls: 15774



BCSO 2018 Investigative Division Statistics**Increase/(Decrease) 2017**

Total Cases Investigated: 102 (16)

Total Cases Cleared: 89

Clearance Rate: 87% +6%

Types of Crimes:

Burglary 9 +2

Child Physical Abuse 1 (3)

Criminal Sexual Conduct 12 (6)

PREA 1 (1)

Vulnerable Adults 7 (1)

Death 5 (1)

Other Person Crimes 4 (2)

Other 63 (-3)

Conflict Cases 0 (1)

Internal Investigations 4 +3

Background Investigations 8 +1

Investigation Requests 27 (4)

Requests Evidence Copies 83 +4

Lab Requests 32 +6

Property Room

Items Received: 1397 +342