


BENTON COUNTY SHERIFF'S OFFICE

581 Highway 23 NE • P.O. Box 159 • Foley, MN 56329

Administrative: (320) 968-7201 • FAX: (320) 968-6885

Jail: (320) 968-8180 • FAX: (320) 968-6347

Records: (320) 968-8150



Troy Heck, Sheriff
Neal Jacobson, Chief Deputy

04-29-20

Benton County Commissioners,

For many years it has been tradition for the sheriff to provide an annual report to the board to summarize the activities of the Office of Sheriff over the past year. The purpose of this report is to provide a broad overview of the activities conducted in the office to help strengthen communication and awareness of our services to the people of Benton County. It is my hope that this report will accomplish this goal. Should you have any questions in regard to this report, please feel free to contact me.

Sincerely,

A handwritten signature in black ink, appearing to read "Troy Heck".

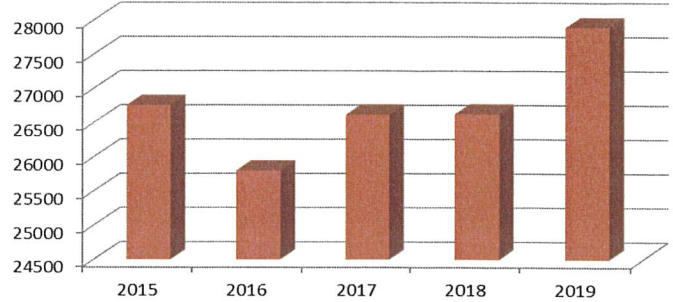
Troy Heck

Sheriff

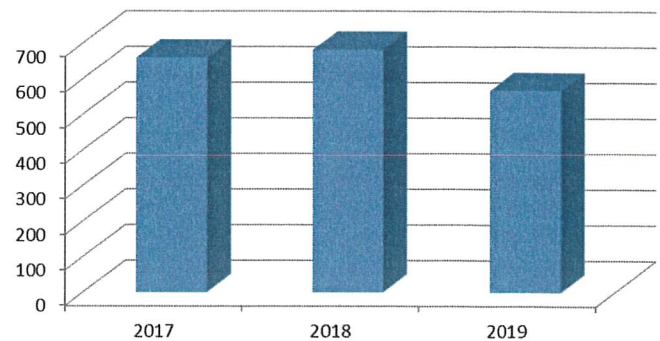
Executive Summary

An examination of data points from 2019 yields some interesting comparisons. Overall, the data shows the numbers of crimes reported to our office and our jail population falling. Total call activity in the PSAP and calls for service assigned to deputies also declined slightly. While at the same time, the total number of ICRs, cases assigned to detectives, and calls to 911 increased. Crimes rates for citizens living in the areas of the county where the Sheriff's Office is their primary law enforcement agency are well below the state average. Even with the encouraging data above, our experience shows there continues to be a need for active and effective law enforcement in Benton County to ensure that we maintain a safe and secure environment in which people may live and work. We work diligently in our traditional reactive methods to solve crimes that have happened, while also engaging in a number of proactive measures intended to stop crime from happening in the first place. These efforts include our DARE program, the Police Activities League (PAL) program, youth snowmobile and ATV instruction, and the regular distribution of crime prevention and safety information in both print and social media outlets. Through 2019 we continued to address the challenge of finding and retaining quality staff members to serve the needs of the county. Meeting the needs of a growing population with a lean workforce is difficult when we are fully staffed and burdensome when operating with open positions. Additionally, the challenges created in the management of individuals with under-served mental illness loom large for our agency and other law enforcement agencies across the state. I believe that the data contained in this

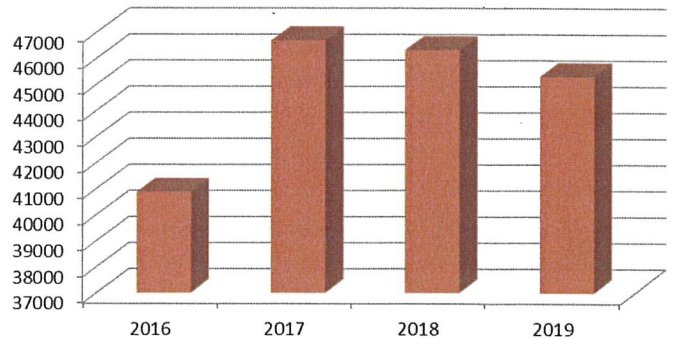
ICRs by Year



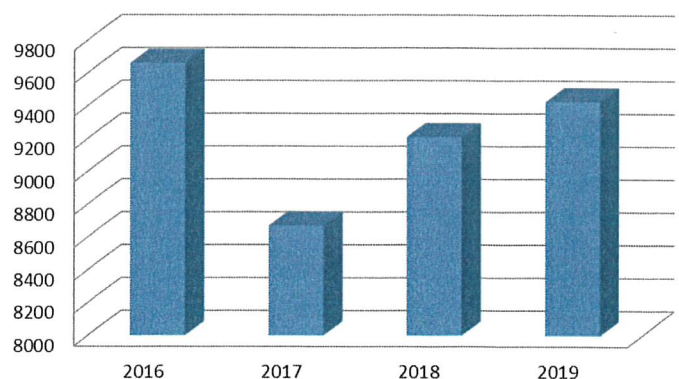
Total Crimes by Year



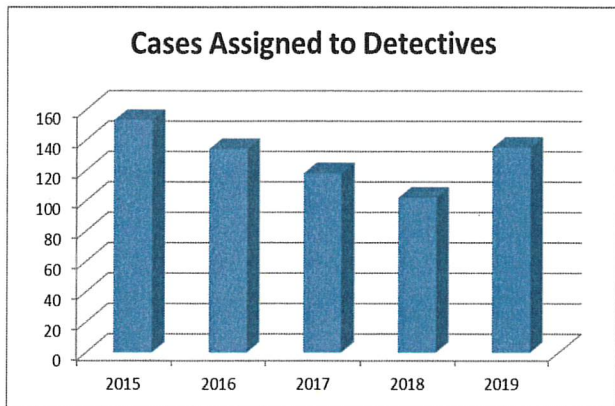
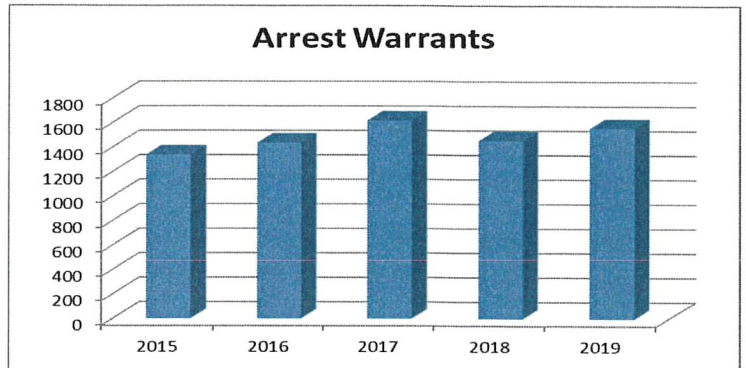
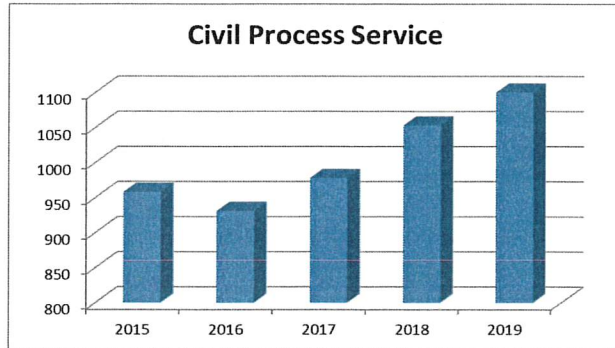
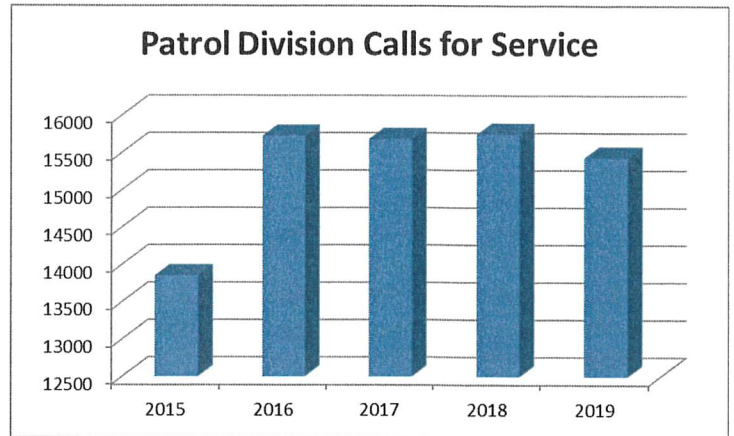
Incoming calls in the PSAP



911 Calls in the PSAP

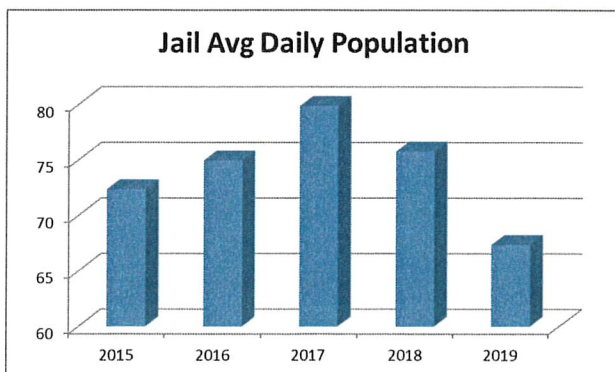


report provides evidence that both our reactive and proactive efforts are yielding results and are working to keep Benton County safe. Our office stands ready to do what we can to fulfill our mission to keep Benton County safe by enforcing laws, providing public safety services, and building community partnerships with respect and integrity.



Top 5 most committed crimes for 2019

1. Theft
2. Domestic Abuse
3. Fraud
4. DWI
5. Harassment



Annual Report

Mission statement and strategic plan

The mission of the Benton County Sheriff's Office is:

To keep Benton County safe by enforcing laws, providing public safety services, and building community partnerships with respect and integrity.

Our vision for Benton County:

The Benton County Sheriff's Office strives to reduce crime and build community trust while ensuring accountability to the people we serve.

Our strategic plan was created in 2016 and outlined 5 specific goal areas with several sub-goals in each of these areas. We continue to work towards meeting all of these goals, and as of today have completed phases of this work in 4 of the 5 goal areas. In 2020, we will be revisiting the plan to renew our goals for the next several years. The strategic plan for our office may be found online at: <https://www.co.benton.mn.us/170/Sheriff>

Dispatch services

The Public Safety Answering Point (PSAP), also known as the dispatch center, is the first point of contact for a majority of the public who are seeking public safety assistance. The Benton County PSAP answers not only incoming 911 calls; but also administrative calls for the Benton County Sheriff's Office, Foley Police and Fire departments, Rice Police and Fire departments, and Sauk Rapids Police and Fire departments. Once a call or requests for service is received, the PSAP dispatches appropriate emergency services using the public safety radio system. Calls received in dispatch which generate a public safety response for any of the agencies in Benton County are recorded on an Initial Complaint Report (ICR). In 2019 the Benton County PSAP generated 27,900 ICRs. This was 1,268 more ICRs than 2018. The time period from 10:00 am to 11:00 pm generated the highest number of ICRs with the time period from 2:00 pm to 5:00 pm representing the peak hours. Of the 27,900 ICRs made in 2019, 6,736 were generated between 2:00 pm and 5:00 pm, representing 24% of all calls. Fridays generated the most ICRs in the PSAP, while Sundays generated the fewest ICRs. In 2019 the PSAP received 9,424 calls on our 911 lines, 216 more than in 2018. The PSAP also dealt with a total of 45,317 incoming and outgoing telephone calls on our administrative telephone lines, 1010 fewer calls than in 2018. Of these calls, 29,063 utilized one of the 5 non-emergency lines for the Sheriff's Office and 5,870 came in on 320-251-9451 (the main published non-emergency number for the Sauk Rapids Police Department). The volume of telephone

calls was highest in the months of May through September. The time period between 10:00 am and 6:00 pm saw the highest volume of telephone calls in the PSAP.

Civil Process and Warrant division

One of the statutory duties of the Sheriff is to serve and execute civil papers, court orders, and arrest warrants. In 2019, the Sheriff's Office received 1,100 requests to serve civil process, 47 more than 2018. Legal summons, orders for protection and harassment orders, subpoenas, and evictions made up the majority of these requests. The Sheriff's Office conducted 21 mortgage foreclosure sales in 2019, 9 fewer than in 2018. For the year, 1,557 arrest warrants were received in the Sheriff's Office, 102 more than in 2018.

Patrol Division

The most visible and recognizable division in the Benton County Sheriff's Office is the patrol division. These are the uniformed deputies on patrol who respond to calls for service, investigate crimes, and perform proactive patrols. In 2019, 15,432 ICRs were assigned to units within the Benton County Sheriff's Office (313 fewer than in 2018), most of which were handled by the patrol division. Traffic stops accounted for the single largest category of activity for the patrol division in 2019. Assistance to the public and other agencies, suspicious activity reports, driving complaints, medical emergencies, and attempts to locate were the next 5 most common functions performed by the patrol division. The 5 most reported crimes in Benton County in 2019 were Theft, Domestic Abuse, Fraud, DWI, and Harassment. The majority of this activity occurred between 10:00 am and 5:00 pm, with a spike in calls for service between 1:00 pm and 3:00 pm. Fridays saw the most activity within the patrol division with Sundays showing the least activity. In 2019 there were 567 crimes reported to the Sheriff's Office. This was 115 fewer than reported in 2018. These crimes are broken down into Part 1 crimes and Part 2 crimes. Part 1 crimes are the most serious offenses and include violent crimes against a person. Part 2 are less serious offenses and include some person offenses and less serious property crimes. In 2019 the Sheriff's Office received 194 reports of Part 1 crime (4 fewer than in 2018) and 373 part 2 crimes (111 fewer than in 2018). Some crime categories which showed increases included burglary, DUI, criminal sexual conduct, and theft crimes. Some crime categories which showed decreases included drug crimes, assaults, threats, domestic assaults, and criminal damage to property. According to the 2018 Minnesota Uniform Crime Report (the most recent data available) Benton County's

crime rate¹ for Part 1 and Part 2 crimes (1367 and 2854 respectively) was 38% lower than the state average for Part 1 crimes (2215) and 19% lower than the state average for Part 2 crimes (3535). Benton County's total crime rate of 4243 was 27% lower than the state average of 5809. Within the 15,432 ICRs assigned to the Benton County Sheriff's Office staff are a number handled by administrative or support staff. These include records checks (1,019), permits to carry a pistol (514), and permit to purchase a pistol (150). For 2019, our applications for permits to carry were down by 30% and our applications for permits to purchase were virtually identical when compared to 2018 numbers.

Investigative division

The investigative division of the Benton County Sheriff's Office is tasked with investigating and solving felony level crimes and other crimes requiring more in-depth examination. In 2019 there were 135 cases assigned to this division, a 32% increase from 2018. Of those 135 cases, 117 cases were cleared, creating an 86% clearance rate for the Investigative Division. The Investigative Division is also tasked with receiving and securing items of evidence at the Benton County Sheriff's Office. In 2019, the evidence room received 1,397 items.

Violent Offender Task Force (VOTF)

The Benton County Sheriff's Office is a participating member of the Central Minnesota Violent Offender Task Force. This group of investigators work on in-depth investigations aimed at arresting the most dangerous and violent criminal offenders. Much of their work is focused on combating drugs and gang activity in Central Minnesota. As Sheriff, I have stressed to our two full time staff members assigned to this unit the importance of working long term investigations aimed at arresting those who distribute the largest quantities of illegal drugs and those who are at the highest echelon of leadership in local criminal gangs. These investigations require time and patience, which is often difficult to express in terms of numbers. In 2019, VOTF investigators completed 25 cases in Benton County. VOTF investigations seized 1,376 grams of methamphetamine, 37 doses of MDMA, 28 grams of cocaine, and 6 grams of heroin in 2019. VOTF investigators also regularly conduct educational presentations to the community on the dangers of drugs and the current trends in the world of drugs and gangs.

¹ "Crime rate" is a term used in evaluating criminal statistics. It is the number of crimes reported by law enforcement per 100,000 in population.

Jail division

For 2019, the jail had an average daily population (ADP) of 67.36 inmates, a decrease of 8.4 (ADP) compared to 2018. The jail booked in a total of 2,016 inmates in 2019, 152 fewer bookings than in 2018. Of these 2,016 inmates, 1,515 of them were males and 501 were females. The average length of an inmate's stay in 2019 was 11.82 days, an increase of 0.2 days when compared to 2018. Like all jails across the state, Benton County struggles to cope with the influx of inmates battling mental illness. Managing individuals with mental illness in a jail setting presents a challenge for staff to maintain the safety and security of both the inmate and the safety and security of our staff. Individuals with mental illness can engage in unpredictable, unhealthy, and sometimes violent behavior. Unless this societal issue is addressed in some kind of meaningful way, we anticipate that jails will continue to be a repository for under-served individuals with mental illnesses to languish in a facility that was neither designed nor intended to treat them. In an effort to recoup some of the costs associated with housing prisoners, the Benton County Jail charges a booking fee, a work release fee, and (for inmates serving a sentence after being convicted) a daily boarding fee. For 2019, the jail collected a total of \$30,874.00 in these fees. In order to make the most efficient use of the jail space in our facility, the jail boards inmates for other criminal justice agencies for a daily fee. For 2019, the jail collected over \$255,000.00 in jail revenues from prisoner boarding. In October of 2017, CentraCare became our jail medical provider. Through this relationship, both Benton County and CentraCare are working toward the goals of reducing inmate hospital visits, improving management of inmate care, and improving individual health care follow up and outcome post confinement. Greater access to patient medical history through CentraCare records and the harmonizing of treatment protocols between the jail and hospital has led to some early successes in these goal areas. We are looking forward to our continued relationship with CentraCare.

Our Sentenced to Service (STS) crew had a successful year in 2019. The crew worked a total of 3,580 hours on projects in 2019. The STS Crew billed for completed projects for cities, schools, and townships in the amount of \$6,000 in 2019.

Volunteers

The Benton County Sheriff's Office is fortunate enough to have a number of citizens who are willing to volunteer their time to assist us in our mission in a number of ways. The Benton County Mounted Patrol is a volunteer organization whose mission is to use horses

and riders in providing assistance with crowd control, search and rescue, and other functions as assigned. This group puts in many hours of training to ensure their readiness for such missions. The Mounted Patrol also provides security at the Benton County Fair and other similar events in the county. In 2019, Mounted Patrol members worked a total of 685 hours. The sheriff's office maintains a group of citizens who serve this office and our community as reserve deputies. These non-licensed volunteers assist in several capacities, such as providing traffic direction, performing winter cabin checks, staffing entry points at the county fair, and several other duties appropriate for non-licensed staff. In 2019, the 9 volunteer reserve deputies performed a total 423 hours of service on various projects throughout the year. The sheriff's office also has approximately 134 individuals who volunteer in the jail to assist with various programs provided to the inmates. In 2019, these volunteers performed 1,309 hours of work in programs in the jail. The Benton County Sheriff's Office is very grateful for the assistance provided to our mission by these volunteers.

Public outreach

In 2019, the Benton County Sheriff's Office continued our public outreach efforts and our participation in youth ATV instruction, youth snowmobile instruction, and the DARE program. Several deputies worked with police officers from the Foley and Rice Police Departments to continue offering a Police Activities League (PAL) in Benton County. In this program, law enforcement officers participate with children ages 5 to 15 in sports and craft activities over several weeks in the summer. In its initial year of 2016, the program took place once a week at Lion's Park in Foley. In 2017, the program was expanded to include once weekly offerings in the city of Rice. In 2019 we continued to offer the PAL program in Foley and Rice. Those involved in the PAL program had very positive feedback. The funds needed to start up and run this program were obtained through grants and community donations. In 2019 Benton County deputies instructed children in the safe operation of ATVs and snowmobiles. These courses are offered to local youth to educate them on how to legally and safely operate these vehicles. Student who successfully complete the programs are awarded their safety certificate from the DNR. Each of these classes was filled to capacity. In 2019, 493 DARE students in 6 Benton County Schools were presented with the DARE curriculum. These outreach efforts are an important part of a proactive approach that aims to prevent future problems and build rapport between law enforcement and the community.

Social Media and Print Media

In 2019 the Benton County Sheriff's Office continued to make use of our Facebook, Twitter, and Nextdoor accounts to distribute information and crime prevention strategies.

For those not already following us, our Twitter account may be found

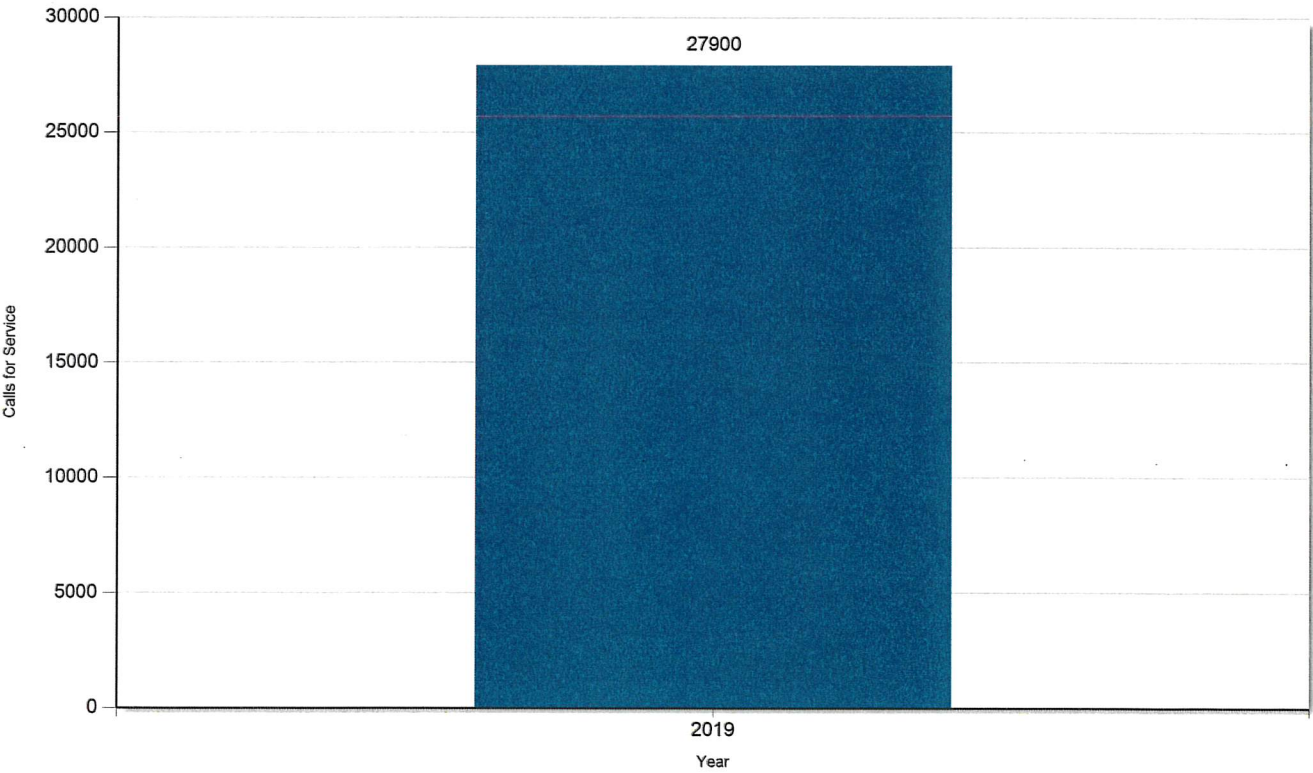
@BentonMNSheriff and our Facebook account is found at

Facebook.com/BentonMNSheriff. Our audience on all of these social media platforms continues to grow regularly. On a number of occasions, we have successfully used social media to obtain leads on criminal investigations and locate individuals with active warrants. In 2019 our office continued our partnership with the Benton County News and Sauk Rapids Herald to provide a once monthly column on crime prevention and safety topics. The goal of this column is to enhance the safety of Benton County citizens by reaching out to a wider audience with our crime prevention messages. We hope to use these tools to help make Benton County a safer place.

CAD Calls for Service Yearly

Start Date: 1/1/2019

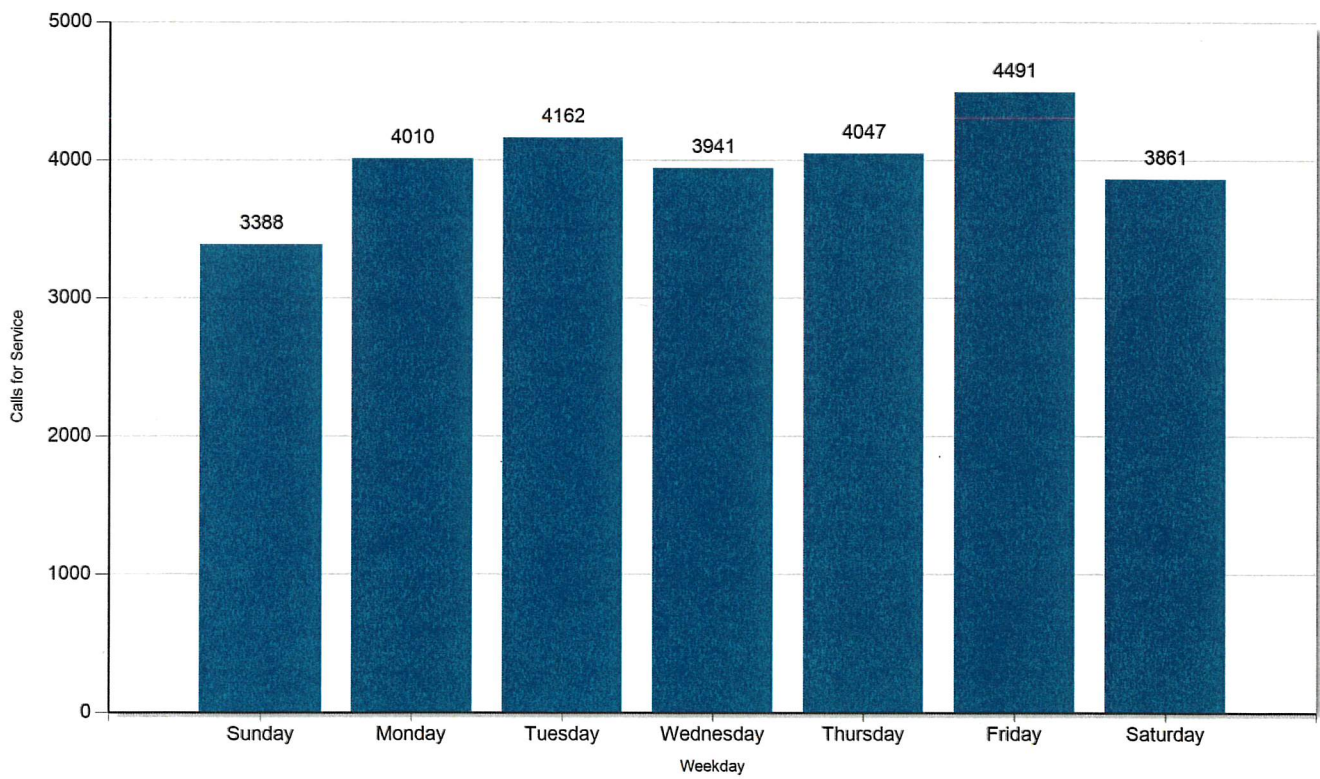
End Date: 12/31/2019



CAD Calls for Service Day Of Week

Start Date: 1/1/2019

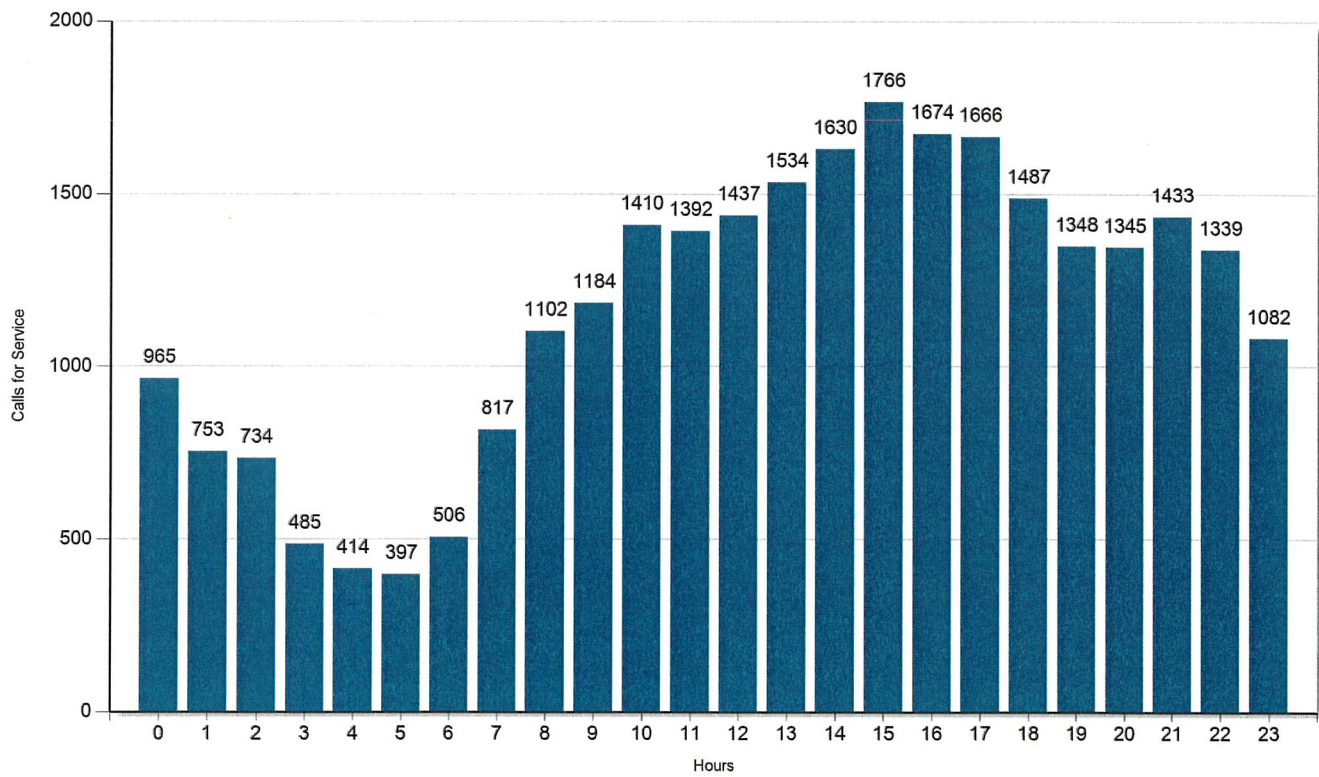
End Date: 12/31/2019



CAD Calls for Service Hourly

Start Date: 1/1/2019

End Date: 12/31/2019






2019 Total Call Volume Abandoned, Incoming, Outgoing

From: 01/01/2019 00:00:00 To: 12/31/2019 23:59:59
Call Type: Abandoned, Incoming, Outgoing

Number of Calls : 45,317

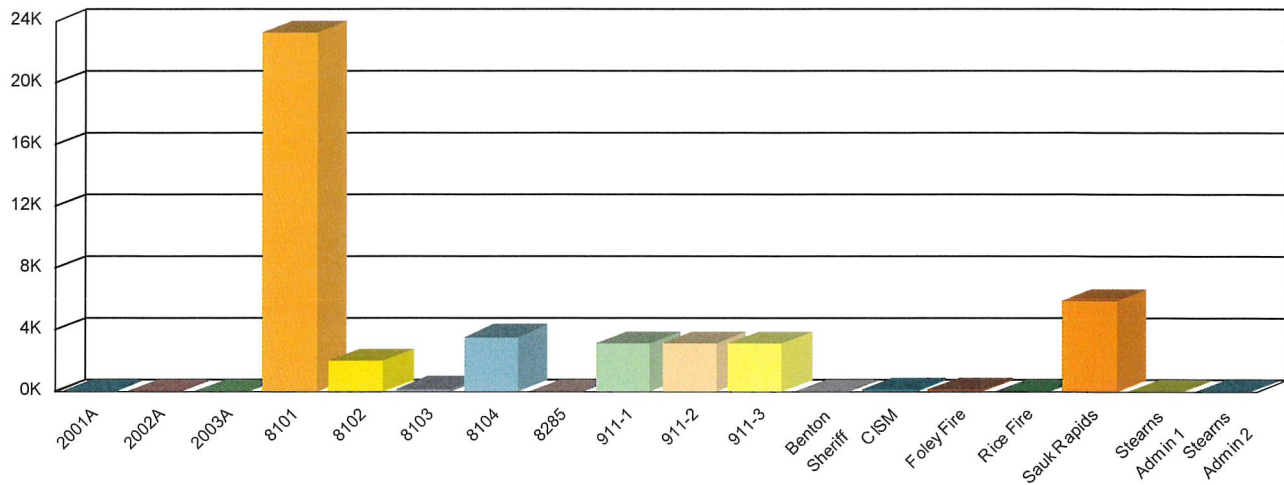


<u>Year</u>	<u>Number of Calls</u>	<u>Percentage (%)</u>	<u>Cumulative (%)</u>
2019	45,317	100.00	100.00
	45,317	100.00	

2019 Total Call Volume per line

From: 01/01/2019 00:00:00 **To:** 12/31/2019 23:59:59
Call Type: Abandoned, Incoming, Outgoing
Line: 2001A, 2001B, 2002A, 2002B, 2003A, 2003B, 8101, 8102, 8103, 8104, 8285, 911-1, 911-2, 911-3, Benton Sheriff, CISM, Foley Fire, Rice Fire, Sauk Rapids, Stearns Admin 1, Stearns Admin 2, TEXT-1, TEXT-2

Number of Calls : 44,716



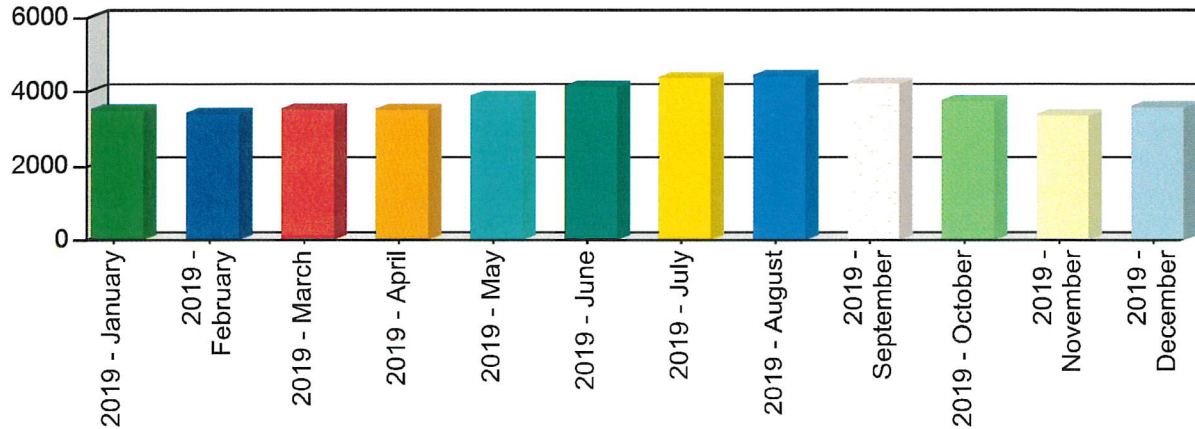
Line	Incoming	Outgoing	Abandoned	Number of Calls
2001A	12	3	0	15
2002A	7	3	0	10
2003A	2	0	0	2
8101	13,915	9,343	0	23,258
8102	1,458	526	0	1,984
8103	186	13	0	199
8104	3,600	1	0	3,601
8285	5	0	0	5
911-1	3,151	0	4	3,155
911-2	3,151	0	3	3,154
911-3	3,122	0	3	3,125
Benton Sheriff	0	21	0	21
CISM	127	0	0	127
Foley Fire	147	21	0	168
Rice Fire	4	0	0	4
Sauk Rapids	5,870	0	0	5,870
Stearns Admin 1	9	0	0	9
Stearns Admin 2	9	0	0	9
	34,775	9,931	10	44,716



2019 Total Call Volume Per Month

From: 01/01/2019 00:00:00 To: 12/31/2019 23:59:59
 Call Type: Abandoned, Incoming, Outgoing

Number of Calls : 45,317

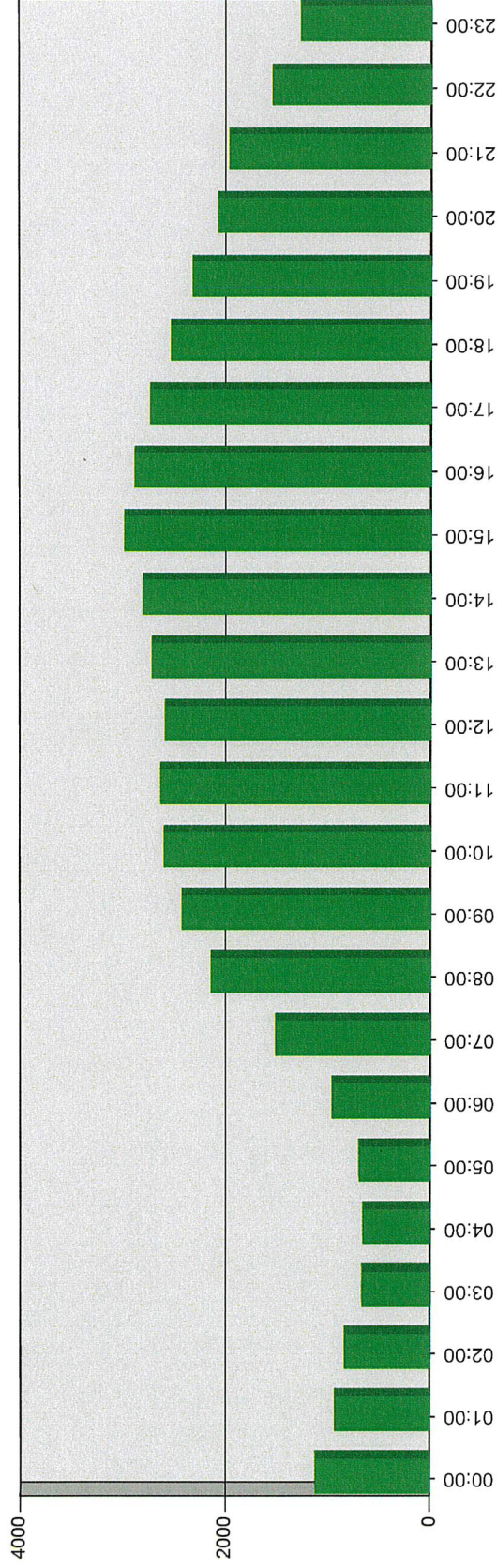


Month	Number of Calls	Percentage (%)	Cumulative (%)
2019 - January	3,472	7.66	7.66
2019 - February	3,372	7.44	15.10
2019 - March	3,492	7.71	22.81
2019 - April	3,489	7.70	30.51
2019 - May	3,832	8.46	38.96
2019 - June	4,105	9.06	48.02
2019 - July	4,340	9.58	57.60
2019 - August	4,395	9.70	67.30
2019 - September	4,200	9.27	76.57
2019 - October	3,717	8.20	84.77
2019 - November	3,346	7.38	92.15
2019 - December	3,557	7.85	100.00
	45,317	100.00	

2019 Total Call Volume Per Hour of the Day

From: 01/01/2019 00:00:00 To: 12/31/2019 23:59:59
 Call Type: Abandoned, Incoming, Outgoing

Number of Calls : 45,317



	00:00	01:00	02:00	03:00	04:00	05:00	06:00	07:00	08:00	09:00	10:00	11:00	12:00	13:00	14:00	15:00	16:00	17:00	18:00	19:00	20:00	21:00	22:00	23:00	Total
01/01/2019	4.94	16.19	1.23	1.23	1.23	4.94	3.7	2.47	1.23	7.41	6.7	2.47	1.23	2.47	2.47	12.35	2.47	4.94	2.47	2.47	2.47	3.7	0	1.23	81
01/02/2019	0.79	4.37	0.79	3.38	1.59	3.17	2	1.59	7.94	12.95	7.14	6.35	12.7	4.76	9	5.56	0.79	5.56	3.17	4	1.59	0.79	2	0.79	126
01/03/2019	4.51	3	2.26	3	0	3.76	3	2.26	6.02	7.52	4.51	9.02	10	4.51	6	5.26	5.26	6.02	2.26	3	3.76	5	5.26	3.76	133

CIVIL PROCESS AND WARRANTS BY MONTH
2019

	Jan-19	Feb-19	Mar-19	Apr-19	May-19	Jun-19	Jul-19	Aug-19	Sep-19	Oct-19	Nov-19	Dec-19	TOTAL
Summons & Complaints	30	41	22	24	29	15	33	32	18	20	13	19	296
Notice of Mortgage Foreclosure	0	2	0	3	3	1	4	2	3	2	1	1	22
Notice of Default	0	0	0	0	0	0	0	0	0	0	0	0	0
Cancellation of Contract for Deed	0	0	0	0	0	1	0	0	0	0	0	1	2
Order for Shortened Redemption Period	0	0	0	0	0	0	1	1	0	0	0	0	2
DANCO (domestic abuse no contact order)	1	2	1	0	0	0	0	1	0	0	0	2	7
Orders for Protection	10	6	12	4	6	12	14	5	10	8	7	10	104
Harassment Orders	5	5	11	11	8	3	14	16	12	5	6	6	102
Orders to Show Cause	8	6	16	7	3	14	9	2	12	2	3	6	88
Subpoenas	3	12	5	2	4	8	8	10	2	2	5	13	74
Eviction Summons & Complaints	5	14	2	6	6	0	9	9	9	10	2	1	73
Writ of Recovery	2	6	5	3	6	3	5	11	5	8	6	3	63
Writ of Execution	0	1	2	0	0	1	0	2	3	0	2	0	11
Mortgage Foreclosure Sales	0	1	1	0	1	6	1	3	2	3	2	1	21
Abandoned Property Sales	0	3	0	0	0	0	0	0	0	0	0	0	3
Mechanics Lien Sale	0	0	0	0	0	1	0	0	0	0	0	0	1
Summons & Petition	8	4	11	14	13	15	7	7	15	16	12	14	136
Replevin Order	1	3	0	0	0	0	0	0	0	0	1	0	5
File Notice of Intent to Redeem	0	0	0	0	0	0	0	0	0	0	0	0	0
Redemption	0	0	0	0	0	0	0	0	0	1	1	0	2
Juror Questionnaire	0	0	0	0	0	0	0	0	0	0	0	0	0
Expiration of Redemption	0	18	0	0	0	0	0	0	0	0	0	0	18
File Additional Amount on Redemption	0	0	0	0	0	0	0	0	1	0	0	0	1
Notice of Intent to Enforce Collections	0	0	0	0	0	0	0	21	0	14	0	0	35
Other Process	1	1	1	1	2	4	0	6	6	4	6	2	34
Total Civil Process	74	125	89	75	81	84	105	128	98	95	67	79	1100

Warrants Received	153	117	114	115	132	135	133	153	134	154	96	121	1557
-------------------	-----	-----	-----	-----	-----	-----	-----	-----	-----	-----	----	-----	------

Permits to Carry 2019	72	53	55	59	45	35	28	44	29	35	34	25	514
Permits to Purchase 2019	11	10	20	11	15	10	9	12	18	9	12	13	150
Total Gun Permits	83	63	75	70	60	45	37	56	47	44	46	38	664



Incident Summary by Incident Type

Date Range: 1/1/2019 to 12/31/2019

Incident Type		# of Incidents
Traffic Stop		1921
911		1673
Warrant		1441
Records Check		1019
Permit		798
Assist		722
Agency Assist		695
Suspicious		443
Warrant File		437
Vehicle		415
Medical		411
Attempt To Locate		394
Miscellaneous		393
Tzd		332
Animal		308
Alarm		306
Driving		294
Car Killed Deer		210
Theft		203
Predatory Offender		187
Traffic Accident		180
Civil		177
Welfare Check		155
Extra Patrol		122
Police Proactive Visit		117
Property		116
Dvs		110
Fire		110
Traffic Hazard		107
Domestic		92
Child		88
Fraud		70



Incident Summary by Incident Type

Date Range: 1/1/2019 to 12/31/2019

Test			66
Water			63
Dui/dwi			58
Request For ????			58
Background Check			55
Harassment			55
Trespassing			48
Burglary			47
Disturbance			46
Dumping			46
Suicidal Person			46
Void			44
Assault			42
Transport			38
Administrative			33
Violation Court Order			32
Repo Vehicle			31
Accident			29
Compliance Check			26
Criminal Damage To			26
Utility Problem			24
Vulnerable Adult			24
Controlled Substance			22
Death			22
Jail Incident			22
Weather			22
Dispute			19
Parking			18
Terroristic Threats			17
Burning Complaint			16
Hit & Run			16
Drunk			14
Missing Person			14



Incident Summary by Incident Type

Date Range: 1/1/2019 to 12/31/2019

Unwanted Person			14
Gun			13
Search Warrant			13
Citation			12
Fireworks			12
Disorderly Conduct			11
Gas Leak			11
Open Door			11
Unwanted			11
Emergency			10
Alert			8
Arrest			8
Checks			8
Civil Process			7
Special Event			7
Fleeing			6
Tow			6
Doc			5
Escort			5
Lift Assist			5
School Bus Stop Arm			5
Liquor Violation			4
Rms Import			4
Train			4
Unknown Issue			4
Contraband			3
Obscenity			3
Possession			3
Shooting			3
911 Text			2
Alcohol Violations			2
Dnr Violation/complaint			2
Emergency Message			2



Incident Summary by Incident Type

Date Range: 1/1/2019 to 12/31/2019

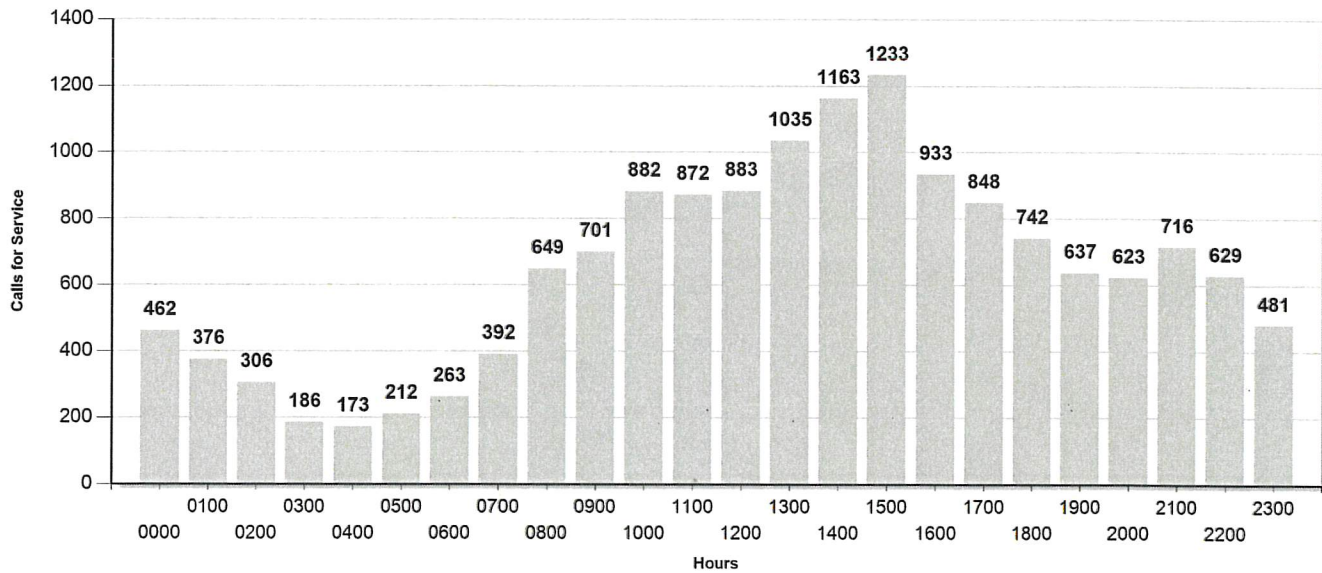
Human Services Report			2
Predatory Offender			2
Weapons			2
Aircraft Complaint			1
Arson			1
Kidnapping			1
Public Nuisance			1
Robbery			1
Verbal Warning			1
Total: 15421			



Calls for Service Hourly

1/1/2019 to 12/31/2019

Total Calls: 15432



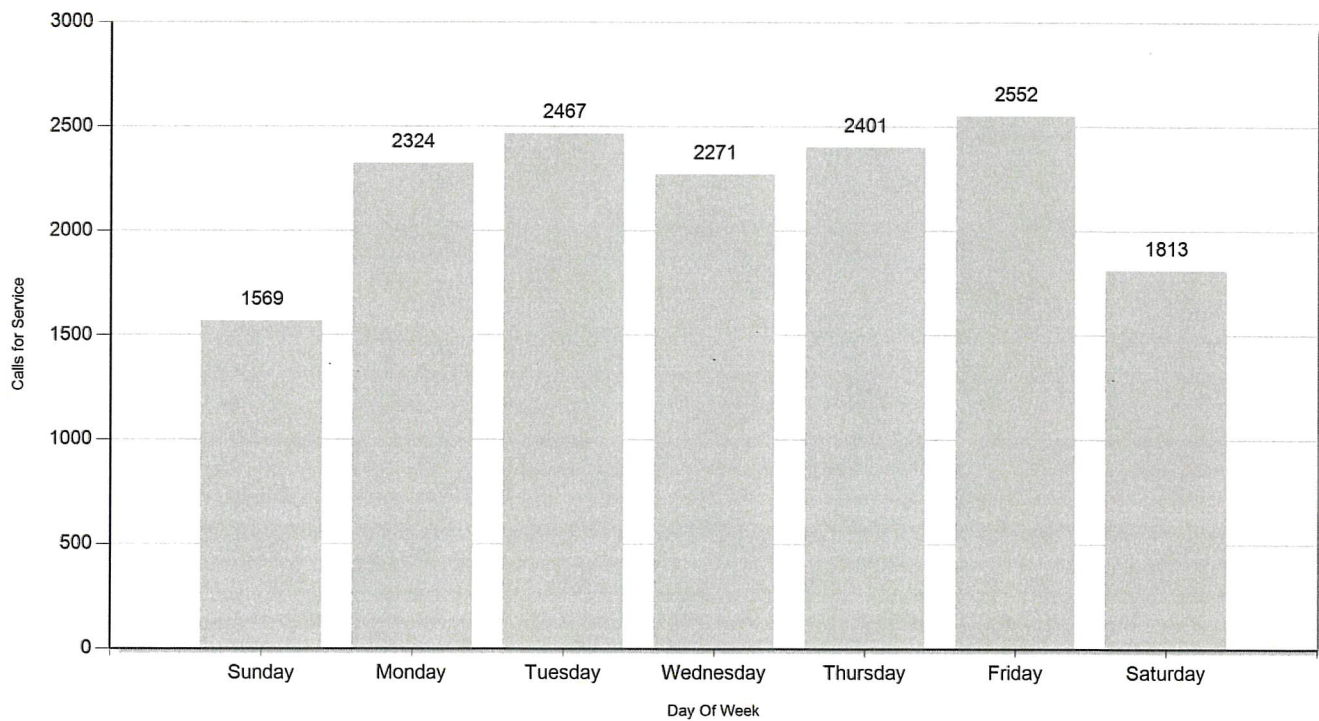


Calls for Service Day Of Week

Start Date: 1/1/2019

End Date: 12/31/2019

Total Calls: 15432



<u>BCSO 2019 Investigative Division Statistics</u>	<u>Increase/(Decrease) 2018</u>
--	---------------------------------

Total Cases Investigated:	135	+33
----------------------------------	-----	-----

Total Cases Cleared:	117	
-----------------------------	-----	--

Clearance Rate:	86	(1)
------------------------	----	-----

Types of Crimes:

Burglary	12	+3
----------	----	----

Child Physical Abuse	5	+4
----------------------	---	----

Criminal Sexual Conduct	18	+6
-------------------------	----	----

PREA	0	(1)
------	---	-----

Vulnerable Adults	13	+6
-------------------	----	----

Death	3	(2)
-------	---	-----

Other Person Crimes	7	+3
---------------------	---	----

Other	77	+14
-------	----	-----

Conflict Cases	0	
----------------	---	--

<u>Internal Investigations</u>	0	(4)
--------------------------------	---	-----

Background Investigations	9	+1
---------------------------	---	----

Investigation Requests	58	+31
------------------------	----	-----

Requests Evidence Copies	119	+36
--------------------------	-----	-----

Lab Requests	34	+2
--------------	----	----

Search Warrants	62	(not previously tracked)
-----------------	----	--------------------------

Property Room

Items Received:	1397	+342
-----------------	------	------

VOTF Stats 2019 Cases in Benton County

Sales

1st: 6 arrests

2nd: 5 arrests

3rd: 0 arrests

4th: 0 arrests

5th: 0 arrests

Possession

1st: 3 arrests

2nd: 2 arrests

3rd: 2 arrests

4th: 1 arrest

5th: 6 arrests

1 arrest for Fleeing a Police Officer

3 arrests for Felon in Possession



BENTON COUNTY JAIL

581 HIGHWAY 23 NE

Phone: 3209688180 Fax: 3209686347

Census Report (Details)

Date From : 01/01/2019 00:00 Date To : 12/31/2019 23:59

Statistics		Statistics for inmates held more than 24 hours	
Males	1515	Males	947
Females	501	Females	259
Total Count	2016	Total Count	1206
Total Inmates Released during period	2004	Average Length of Stay	19.75
Total Inmates in Jail at end of period	12		
Total number of days Inmates were held	23823		
Number of Days in the period	365		
Average Daily Population	67.36		
Average Length of Stay	11.82		