


BENTON COUNTY SHERIFF'S OFFICE

581 Highway 23 NE • P.O. Box 159 • Foley, MN 56329

Administrative: (320) 968-7201 • FAX: (320) 968-6885

Jail: (320) 968-8180 • FAX: (320) 968-6347

Records: (320) 968-8150



Troy Heck, Sheriff
Neal Jacobson, Chief Deputy

03-26-21

Benton County Commissioners,

For many years it has been tradition for the sheriff to provide an annual report to the board to summarize the activities of the Office of Sheriff over the past year. The purpose of this report is to provide a broad overview of the activities conducted in the office to help strengthen communication and awareness of our services to the people of Benton County. It is my hope that this report will accomplish this goal. Should you have any questions in regard to this report, please feel free to contact me.

Sincerely,

A handwritten signature in cursive script that reads "Troy Heck".

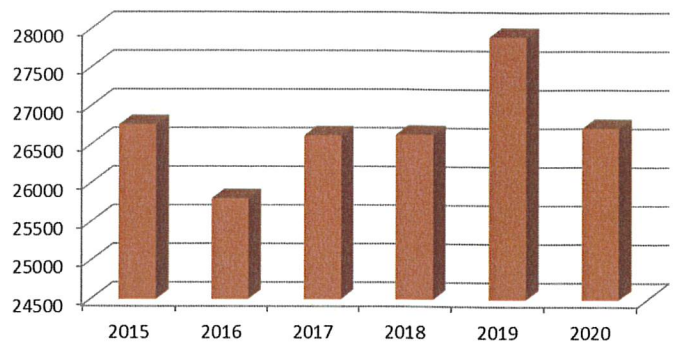
Troy Heck
Sheriff

Executive Summary

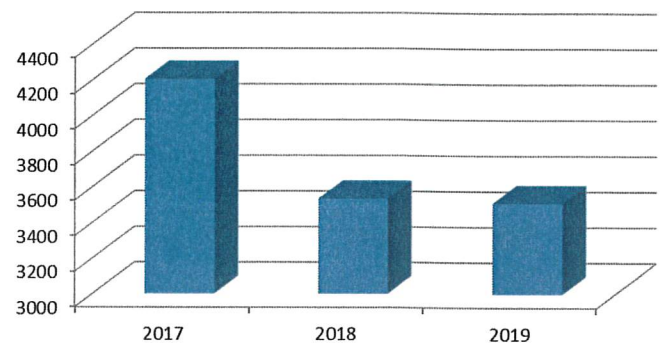
The year 2020 was a year unlike anything we have experienced in our lifetime. Normal life and normal activities were brought to a screeching halt by a global pandemic and weeks of social unrest. Many of the metrics we use to measure our activity each year experienced significant changes due primarily to the paradigm shift brought about by the pandemic. Many of the youth and community outreach programs we would normally run were either cancelled or restricted. Amid unrest in St. Cloud, our deputies worked with other area law enforcement officers to ensure that peace and security were maintained in Central Minnesota. Operating under a declared state of emergency, the Sheriff's Office worked hand-in-hand with Emergency Management and Public Health to ensure that Benton County was prepared to meet the challenges of COVID-19.

Yet through all the uncertainty and changes 2020 brought to Benton County, the staff at the Benton County Sheriff's Office continued to carry out our mission of keeping Benton County safe. Our jail staff continued to keep watch over the most dangerous inmates and keep them safely and securely within our jail. Our dispatch staff remained busy with general calls and an increasing load of 911 calls. Our patrol staff fielded calls for service and found ways to serve the people of Benton County in the constant shadow of the pandemic. Our investigative staff worked a full load of investigations, clearing an impressive 89% of their cases. Working as a team, our entire staff contributed to a continued decline in the crime rate in rural Benton County. The dedication displayed by all staff members in 2020 is a true testament to the character and professionalism of this team.

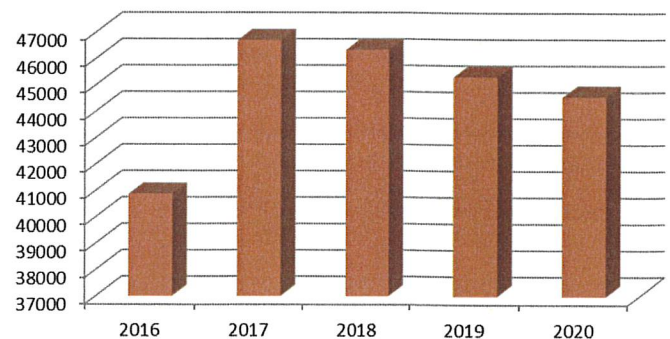
ICRs by Year



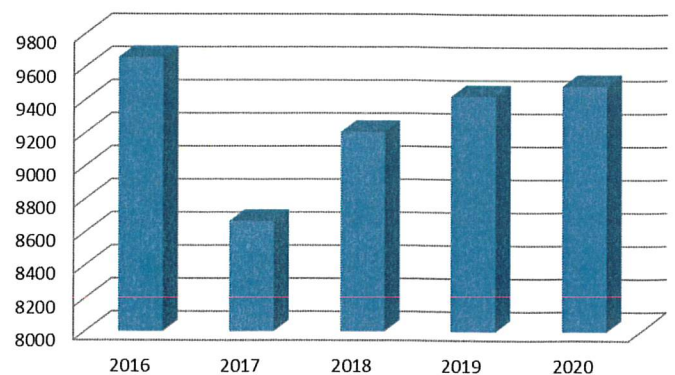
Crime Rate by Year



Incoming calls in the PSAP

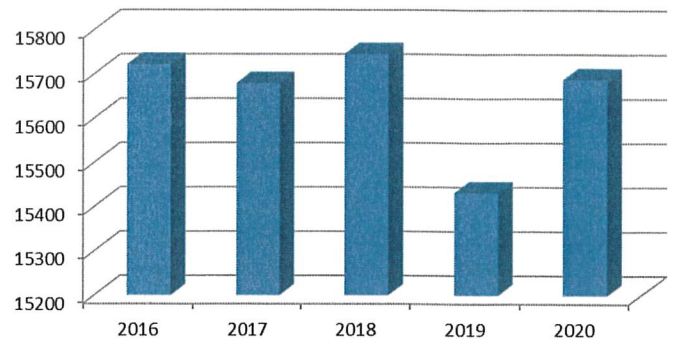


911 Calls in the PSAP

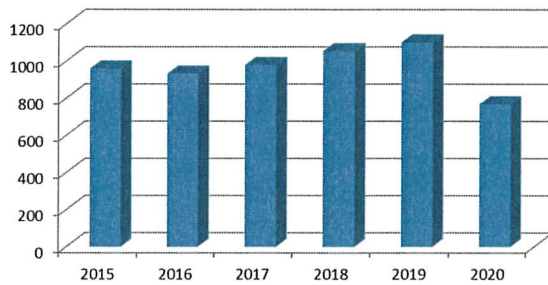


Through all this, we continue to battle crime in Benton County in both reactive and proactive ways and cope with the struggles of recruiting and retaining quality staff members for this mission.

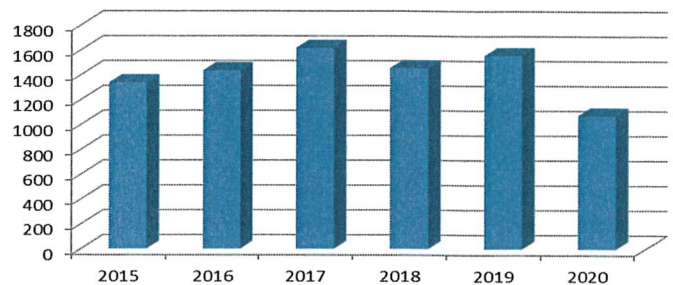
Patrol Division Calls for Service



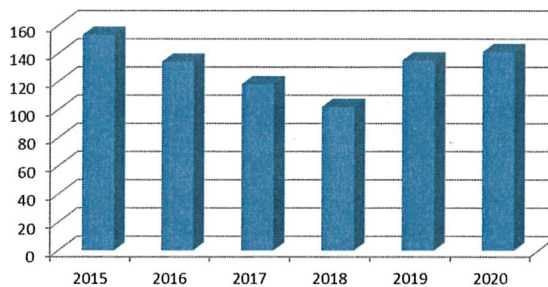
Civil Process Service



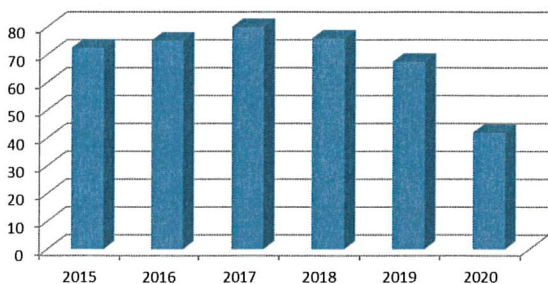
Arrest Warrants



Cases Assigned to Detectives



Jail Avg Daily Population



Top 5 most committed crimes for 2020

1. Theft
2. Domestic Abuse
3. Fraud
4. Harassment
5. DUI

Annual Report

The effects of the COVID-19 pandemic touched all operational areas of the Benton County Sheriff's Office in 2020. In every function of this office, adjustments were made to business as usual to minimize COVID exposure potential for our staff while still providing the public safety services our community required. Through March, April, and May sheriff's office staff worked closely with Emergency Management and Public Health to further Benton County's response to the challenges posed by the pandemic. Throughout 2020, this office met the challenges of finding and deploying PPE, modifying workspaces, finding and implementing updated guidance, and meeting staffing challenges presented by employee quarantines and illnesses. Many of the metrics we traditionally use to measure our office's work output declined in 2020 due to changes brought about by COVID-19. This report will detail how those changes affected these individual metrics.

Mission statement and strategic plan

The mission of the Benton County Sheriff's Office is:

To keep Benton County safe by enforcing laws, providing public safety services, and building community partnerships with respect and integrity.

Our vision for Benton County:

The Benton County Sheriff's Office strives to reduce crime and build community trust while ensuring accountability to the people we serve.

Our strategic plan was created in 2016 and outlined 5 specific goal areas with several sub-goals in each of these areas. We continue to work towards meeting all of these goals, and as of today have completed phases of this work in 4 of the 5 goal areas. The demands of the pandemic, civil unrest, and ensuring the peace of Benton County meant that we were not able to re-visit our strategic goals in 2020. In 2021, we will be revisiting the plan to renew our goals for the next several years. The strategic plan for our office may be found online at: <https://www.co.benton.mn.us/170/Sheriff>

Dispatch services

The Public Safety Answering Point (PSAP), also known as the dispatch center, is the first point of contact for a majority of the public who are seeking public safety assistance. The Benton County PSAP answers not only incoming 911 calls but also administrative calls for the Benton County Sheriff's Office, Foley Police and Fire departments, Rice Police and Fire departments, and Sauk Rapids Police and Fire departments. Once a call or requests for service is received, the PSAP dispatches

appropriate emergency services using the public safety radio system. COVID-related restrictions on businesses and gatherings in March and April appear to have resulted in fewer calls to the PSAP in those months. By June of 2020, calls to the PSAP returned to more normal levels. In 2020, our PSAP took on the responsibility of being our first point of screening for COVID-related concerns. Public safety dispatchers were tasked with asking COVID screening questions of anyone wishing to have in-person contact with any public safety staff.

The calls received in dispatch which generate a public safety response for any of the agencies in Benton County are recorded on an Initial Complaint Report (ICR). In 2020 the Benton County PSAP generated 26,721 ICRs. This was 1,179 fewer ICRs than 2019. The time period from 9:00 am to 10:00 pm generated the highest number of ICRs with the time period from 1:00 pm to 6:00 pm representing the peak hours. Of the 26,721 ICRs made in 2020, 8,478 were generated between 1:00 pm and 6:00 pm, representing 32% of all calls. Fridays generated the most ICRs in the PSAP, while Sundays generated the fewest ICRs. In 2020 the PSAP received 9,488 calls on our 911 lines, 64 more than in 2019. The PSAP also dealt with a total of 44,564 incoming and outgoing telephone calls on our administrative telephone lines, 753 fewer calls than in 2019. Of these calls, 28,251 utilized one of the 5 non-emergency lines for the Sheriff's Office and 5,745 came in on 320-251-9451 (the main published non-emergency number for the Sauk Rapids Police Department). The volume of telephone calls was highest in the months of June through August. The time period between 9:00 am and 8:00 pm saw the highest volume of telephone calls in the PSAP.

Civil Process and Warrant division

One of the statutory duties of the Sheriff is to serve and execute civil papers, court orders, and arrest warrants. COVID affected this division in a number of ways. In the early stages of the pandemic, our office and others throughout the state, took steps to limit the number of civil process papers taken in and served in an effort to prevent unnecessary contact between our staff and the public. As we learned more about COVID-19 and as case rates declined, we resumed accepting and serving more civil process. State and federal officials also placed a pause on mortgage foreclosures in the wake of the pandemic, severely limiting the volume in this class of civil process service request. As jails attempted to reduce populations in response to the pandemic, courts issued orders staying the execution of misdemeanor warrants and judges looked to alternatives to incarceration when dealing with defendants. Additionally, COVID-19 forced courts

throughout the state to suspend their work resulting in weeks' long periods of inactivity in the courtrooms. All these factors contributed to a decline in the number of arrest warrants issued and received in 2020. In 2020, the Sheriff's Office received 768 requests to serve civil process, 332 fewer than 2019. Legal summons, orders for protection and harassment orders, and subpoenas made up most of these requests. The Sheriff's Office conducted 10 mortgage foreclosure sales in 2020, 11 fewer than in 2019. For the year, 1,075 arrest warrants were received in the Sheriff's Office, 482 fewer than in 2019.

Patrol Division

The most visible and recognizable division in the Benton County Sheriff's Office is the patrol division. These are the uniformed deputies on patrol who respond to calls for service, investigate crimes, and perform proactive patrols. Staff in the patrol division worked to stay current with the often-changing guidance on COVID-19 and in ensuring public safety services were provided in a manner that minimized disease exposure risk for themselves and the public we serve. In mid-June this division was uniquely tasked with assisting the St. Cloud Police Department in maintaining law and order in St. Cloud following civil unrest brought about by false statements spread on social media. For several nights following an incident in which a St. Cloud police officer was shot by a suspect, Benton County deputies worked in conjunction with officers from several other jurisdictions to assist with calls for service in St. Cloud and in direct intervention with individuals engaging in criminal behavior.

In 2020, 15,688 ICRs were assigned to units within the Benton County Sheriff's Office (256 more than in 2019), most of which were handled by the patrol division. Traffic stops accounted for the single largest category of activity for the patrol division in 2020. Assistance to the public and other agencies, Toward Zero Deaths traffic detail activity, suspicious activity reports, medical emergencies, and alarms were the next 5 most common functions performed by the patrol division. The 5 most reported crimes in Benton County in 2020 were Theft, Domestic Abuse, Fraud, Harassment, and DUI. The majority of this activity occurred between 10:00 am and 6:00 pm, with a spike in calls for service between 2:00 pm and 5:00 pm. Mondays saw the most activity within the patrol division with Sundays showing the least activity.

For reporting purposes, crimes are broken down into Part 1 crimes and Part 2 crimes. Part 1 crimes are the most serious offenses and include violent crimes against a person. Part 2 are less serious offenses and include some person offenses and less serious property crimes. According to the 2019 Minnesota Uniform Crime Report (the most

recent data available) Benton County's crime rate¹ for Part 1 and Part 2 crimes (1338 and 2166 respectively) was 42% lower than the state average for Part 1 crimes (2312) and 40% lower than the state average for Part 2 crimes (3589). Benton County's total crime rate of 3511 was 41% lower than the state average of 5953.

Within the 15,688 ICRs assigned to the Benton County Sheriff's Office staff are a number handled by administrative or support staff. These include records checks (876), permits to carry a pistol (956), and permit to purchase a pistol (205). For 2020, our applications for permits to carry were up by 86% and our applications for permits to purchase were up by 37% when compared to 2019 numbers. The 956 permits to carry issued in 2020 was a record high for the number of permits issued in a single year.

Investigative division

The investigative division of the Benton County Sheriff's Office is tasked with investigating and solving felony level crimes and other crimes requiring more in-depth examination. COVID-19 presented a challenging environment for staff in this division. Social distancing guidelines, PPE requirements, and lower jail populations all conspired to make solving cases a more difficult job in 2020. In 2020 there were 141 cases assigned to this division, a 4% increase from 2019. Of those 141 cases, 126 cases were cleared, creating an 89% clearance rate for the Investigative Division. The Investigative Division is also tasked with receiving and securing items of evidence at the Benton County Sheriff's Office. In 2020, the evidence room received 1,016 items.

Violent Offender Task Force (VOTF)

The Benton County Sheriff's Office is a participating member of the Central Minnesota Violent Offender Task Force. This group of investigators work on in-depth investigations aimed at arresting the most dangerous and violent criminal offenders. Much of their work is focused on combating drugs and gang activity in Central Minnesota. As Sheriff, I have stressed to our two full time staff members assigned to this unit the importance of working long term investigations aimed at arresting those who distribute the largest quantities of illegal drugs and those who are at the highest echelon of leadership in local criminal gangs. These investigations require time and patience, which is often difficult to express in terms of numbers. One thing the pandemic did not change was the demand for controlled substances in the area. VOTF investigators continued to see a steady supply of controlled substances and a steady demand for them as well. In 2020, VOTF investigators completed 49 cases in Benton County.

¹ "Crime rate" is a term used in evaluating criminal statistics. It is the number of crimes reported by law enforcement per 100,000 in population.

Methamphetamine continues to be the most commonly found controlled substance in VOTF investigations. Despite challenges presented by COVID-19, VOTF investigators continued to conduct educational presentations to the community on the dangers of drugs and the current trends in the world of drugs and gangs.

Jail division

The COVID-19 pandemic had a profound affect upon our jail operations. At the start of the pandemic and in response to the threat posed by having a large congregate population inside an enclosed facility, our office worked with the local judges find alternatives to continued incarceration for those who did not represent a public safety risk. Jails across the state engaged in a similar process resulting in the elimination of the need for other counties to house inmates in our jail. This resulted in a sharp downturn in the revenue generated by the jail through the boarding of other county's inmates. Those inmates who remained in our jail were managed by our staff who were required to wear N95 masks throughout their shift when contacting inmates. While our jail population through 2020 remained low, the inmates we were charged with managing often presented challenges to our jail staff due to either behavioral issues or mental health complications. For 2020, the jail had an average daily population (ADP) of 41.95 inmates, a decrease of 25.41 ADP compared to 2019. The jail booked in a total of 1,139 inmates in 2020, 877 fewer bookings than in 2019. Of these 1,139 inmates, 906 of them were males and 233 were females. The average length of an inmate's stay in 2020 was 12.5 days, an increase of 0.68 days when compared to 2019.

Like all jails across the state, Benton County struggles to cope with the influx of inmates battling mental illness. Managing individuals with mental illness in a jail setting presents a challenge for staff to maintain the safety and security of both the inmate and the safety and security of our staff. Individuals with mental illness can engage in unpredictable, unhealthy, and sometimes violent behavior. Unless this societal issue is addressed in meaningful ways, we anticipate that jails will continue to be a repository for under-served individuals with mental illnesses to languish in a facility that was neither designed nor intended to treat them.

In an effort to recoup some of the costs associated with housing prisoners, the Benton County Jail charges a booking fee, a work release fee, and (for inmates serving a sentence after being convicted) a daily boarding fee. For 2020, the jail collected a total of \$27,719.19 in these fees. In order to make the most efficient use of the jail space in our facility, the jail boards inmates for other criminal justice agencies for a daily fee. For

2020, the jail collected just short of \$111,000.00 in jail revenues from prisoner boarding. In October of 2017, CentraCare became our jail medical provider. Through this relationship, both Benton County and CentraCare are working toward the goals of reducing inmate hospital visits, improving management of inmate care, and improving individual health care follow up and outcome post confinement. Greater access to patient medical history through CentraCare records and the harmonizing of treatment protocols between the jail and hospital has led to some early successes in these goal areas. We are looking forward to our continued relationship with CentraCare.

Our Sentenced to Service (STS) crew had some challenges in 2020. Accompanying the pandemic was the complication of a lengthy medical absence of the crew leader. Despite these challenges, the crew worked a total of 717 hours on projects in 2020. The value of the projects completed by STS Crew in 2020 was estimated at \$75,000.00.

Volunteers

The Benton County Sheriff's Office is fortunate enough to have a number of citizens who are willing to volunteer their time to assist us in our mission in a number of ways. Although the pandemic forced these individuals and groups to meet and connect in new ways, they continued to provide service to Benton County. COVID-19 related restrictions and closings resulted in fewer opportunities for these groups and individuals to engage the community.

The Benton County Mounted Patrol is a volunteer organization whose mission is to use horses and riders in providing assistance with crowd control, search and rescue, and other functions as assigned. This group puts in many hours of training to ensure their readiness for such missions. The Mounted Patrol also provides security at the Benton County Fair and other similar events in the county. In 2020, Mounted Patrol members worked a total of 98 hours.

The sheriff's office maintains a group of citizens who serve this office and our community as reserve deputies. These non-licensed volunteers assist in several capacities, such as providing traffic direction, performing winter cabin checks, staffing entry points at the county fair, and several other duties appropriate for non-licensed staff. In 2020, the 10 volunteer reserve deputies performed a total 170 hours of service on various projects throughout the year.

The sheriff's office also has approximately 100 individuals who volunteer in the jail to assist with various programs provided to the inmates. In 2020, these volunteers

performed 179 hours of work in programs in the jail. The Benton County Sheriff's Office is very grateful for the assistance provided to our mission by these volunteers.

Public outreach

In 2020, the Benton County Sheriff's Office endured adjustments and cancellations of some public outreach efforts. Programs like the Police Activities League and youth ATV courses had to be cancelled due to COVID restrictions. The DARE program faced a challenging year with schools moving to distance learning. Through the use of technology, we were able to continue providing the DARE curriculum to all schools through distance learning protocols. In 2020, 505 DARE students in 6 Benton County Schools were presented with the DARE curriculum. Our outreach efforts are an important part of a proactive approach that aims to prevent future problems and build rapport between law enforcement and the community. We look forward to resuming these activities in 2021.

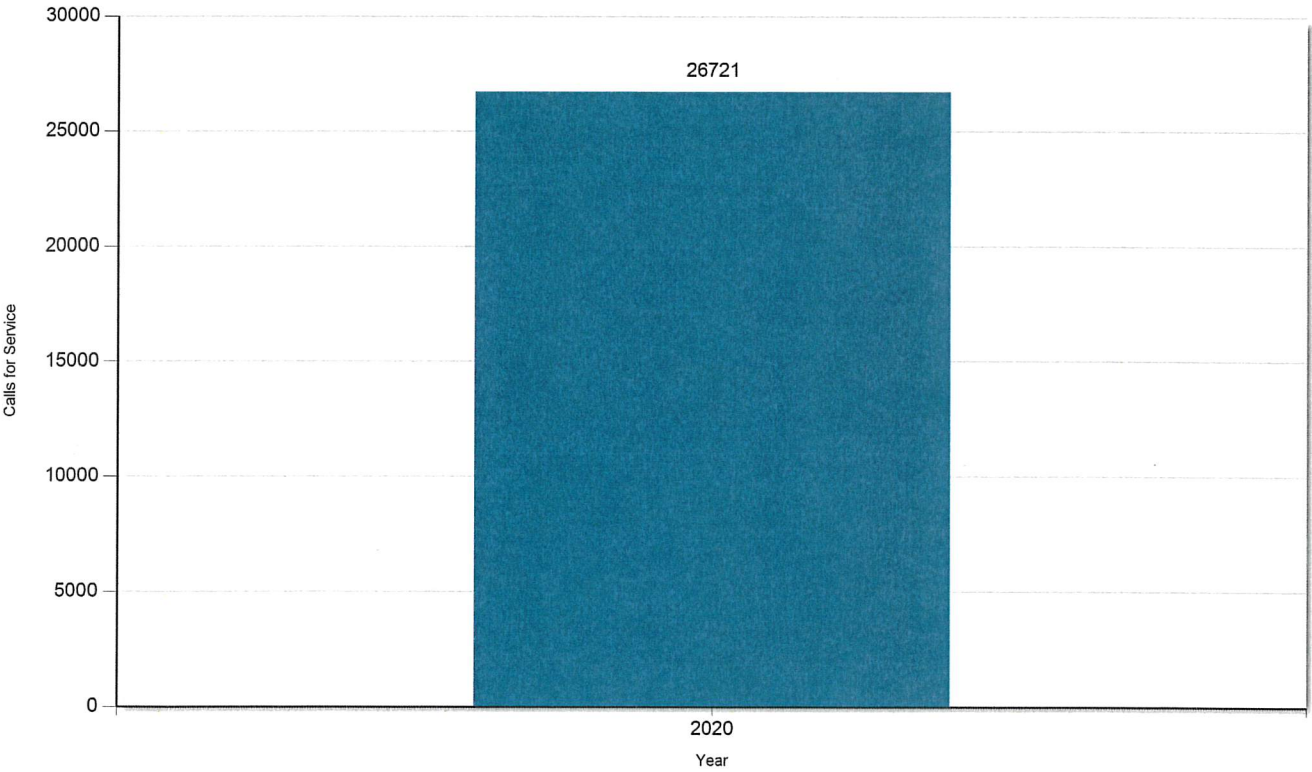
Social Media and Print Media

In 2020 the Benton County Sheriff's Office continued to make use of our Facebook, Twitter, and Nextdoor accounts to distribute information and crime prevention strategies. For those not already following us, our Twitter account may be found @BentonMNSheriff and our Facebook account is found at Facebook.com/BentonMNSheriff. Our audience on all of these social media platforms continues to grow regularly. On a number of occasions, we have successfully used social media to obtain leads on criminal investigations and locate individuals with active warrants. In 2020 our office continued our partnership with the Benton County News and Sauk Rapids Herald to provide a once monthly column on crime prevention and safety topics. The goal of this column is to enhance the safety of Benton County citizens by reaching out to a wider audience with our crime prevention messages. We hope to use these tools to help make Benton County a safer place.

CAD Calls for Service Yearly

Start Date: 1/1/2020

End Date: 12/31/2020



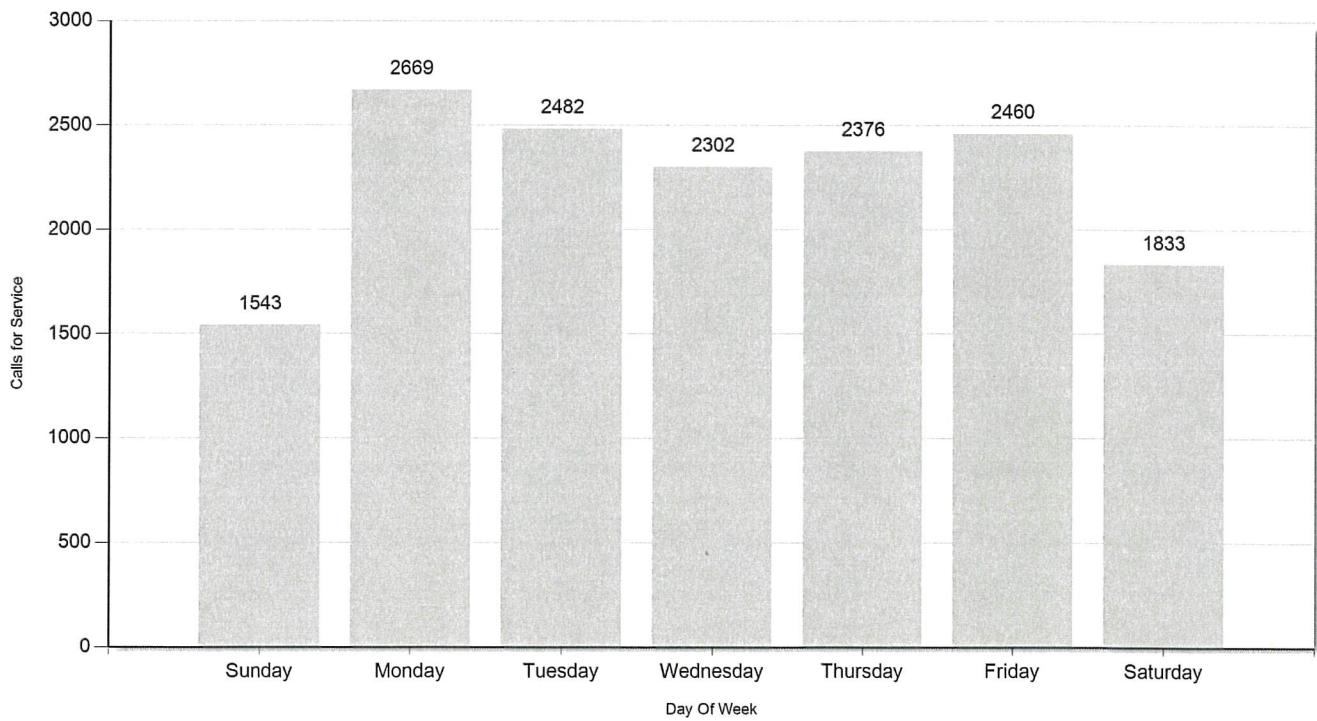


Calls for Service Day Of Week

Start Date: 1/1/2020

End Date: 12/31/2020

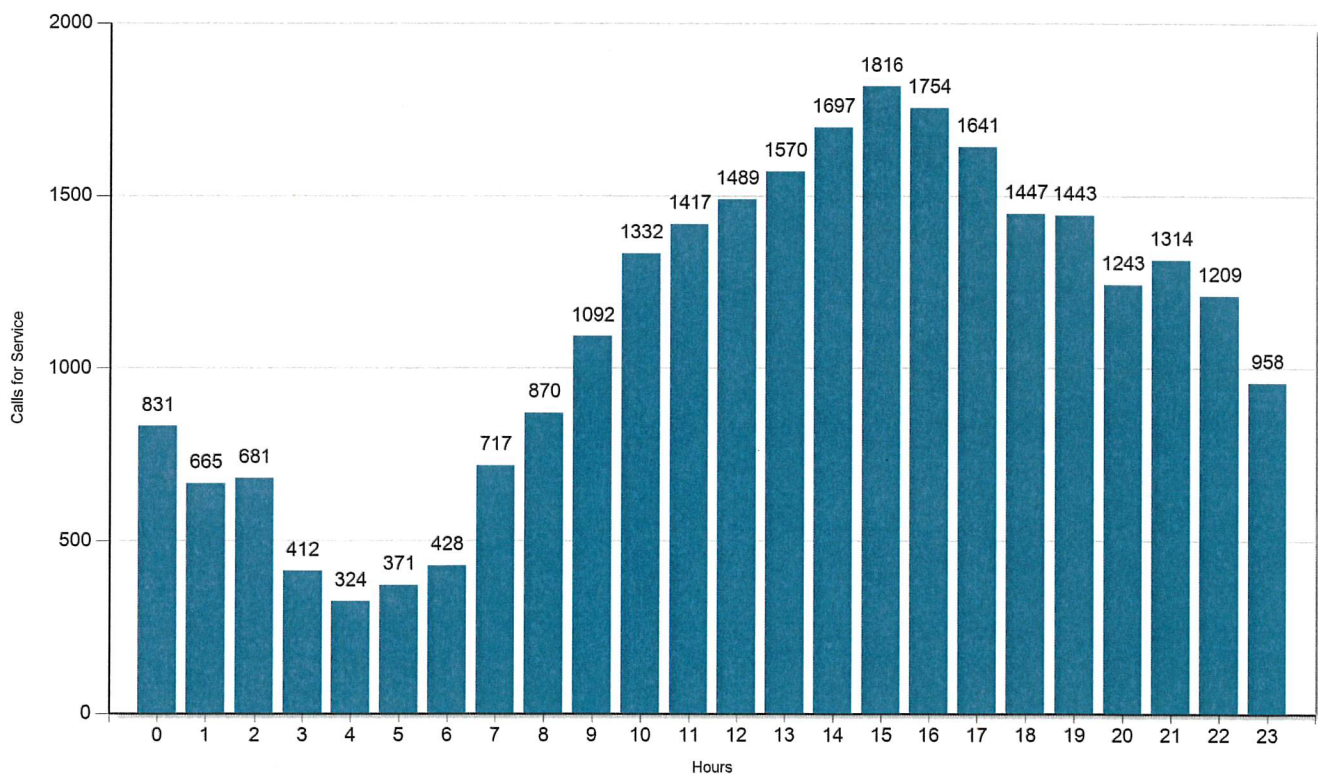
Total Calls: 15688



CAD Calls for Service Hourly

Start Date: 1/1/2020

End Date: 12/31/2020






Total call volume 2020

From: 01/01/2020 00:00:00 To: 12/31/2020 23:59:59
 Call Type: Abandoned, Incoming, Outgoing

Number of Calls : 44,564




Year	Number of Calls	Percentage (%)	Cumulative (%)
2020	44,564	100.00	100.00
	44,564	100.00	

2020 TXT to 911

From: 01/01/2020 00:00:00 To: 12/31/2020 23:59:59

Number of Text : 22

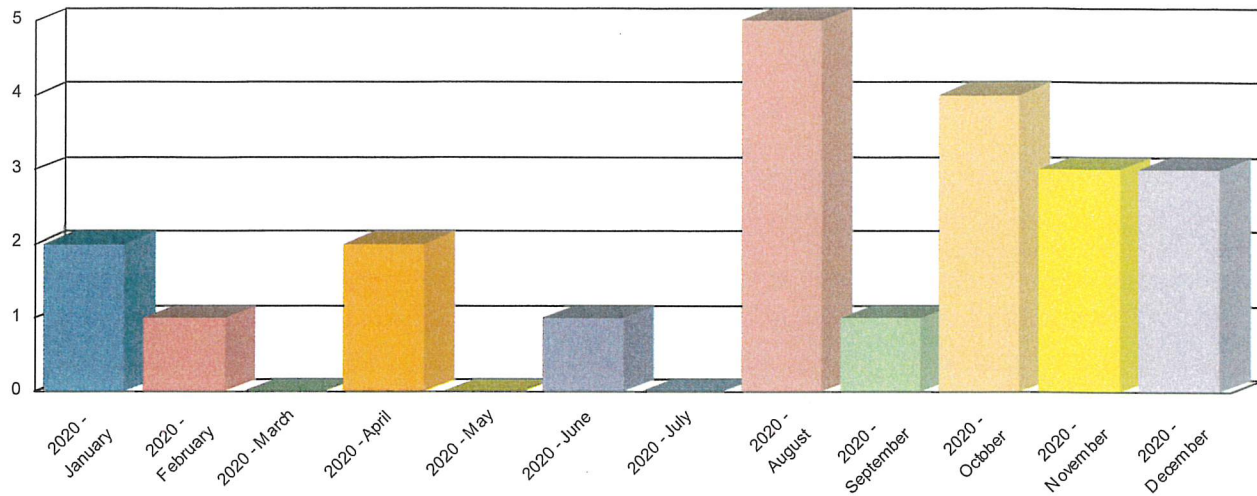


<u>Year</u>	<u>Number of Text</u>	<u>Percentage (%)</u>	<u>Cumulative (%)</u>
2020	22	100.00	100.00
	<u>22</u>	<u>100.00</u>	

2020 TXT to 911

From: 01/01/2020 00:00:00 To: 12/31/2020 23:59:59

Number of Text : 22

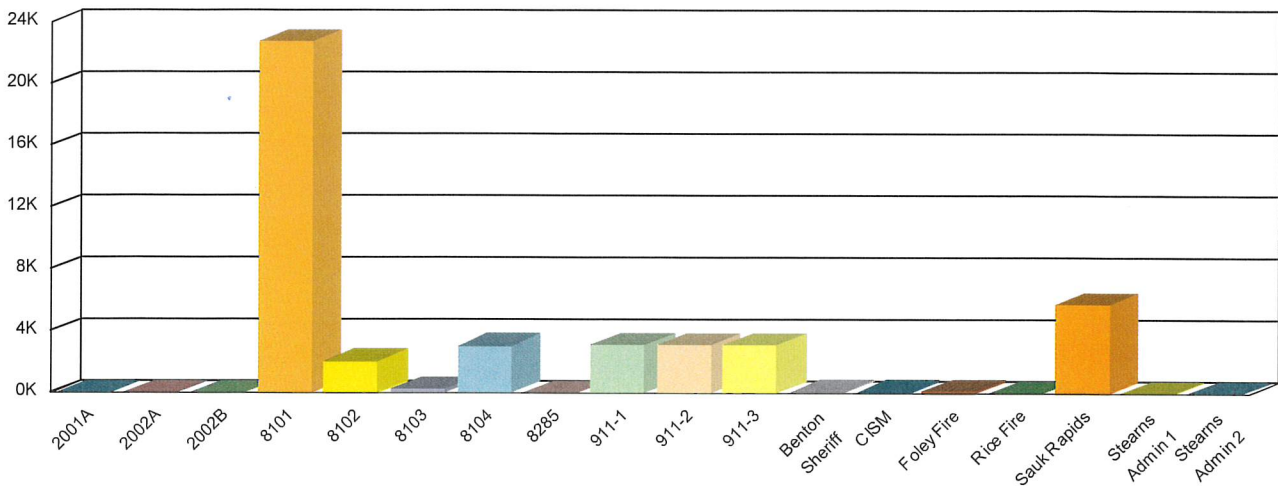


<u>Month</u>	<u>Number of Text</u>	<u>Percentage (%)</u>	<u>Cumulative (%)</u>
2020 - January	2	9.09	9.09
2020 - February	1	4.55	13.64
2020 - March	0	0.00	13.64
2020 - April	2	9.09	22.73
2020 - May	0	0.00	22.73
2020 - June	1	4.55	27.27
2020 - July	0	0.00	27.27
2020 - August	5	22.73	50.00
2020 - September	1	4.55	54.55
2020 - October	4	18.18	72.73
2020 - November	3	13.64	86.36
2020 - December	3	13.64	100.00
	22	100.00	

2020 Total Call Voume Per Line

From: 01/01/2020 00:00:00 **To:** 12/31/2020 23:59:59
Call Type: Abandoned, Incoming, Outgoing
Line: 2001A, 2001B, 2002A, 2002B, 2003A, 2003B, 8101, 8102, 8103, 8104, 8285, 911-1, 911-2, 911-3, Benton Sheriff, CISM, Foley Fire, Rice Fire, Sauk Rapids, Stearns Admin 1, Stearns Admin 2, TEXT-1, TEXT-2

Number of Calls : 43,743



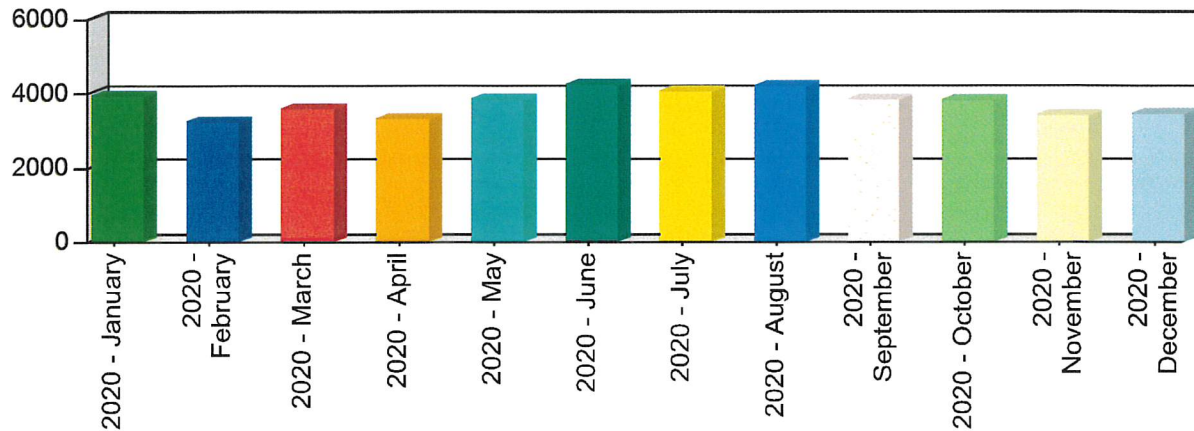
Line	Incoming	Outgoing	Abandoned	Number of Calls
2001A	0	7	0	7
2002A	0	6	0	6
2002B	0	3	0	3
8101	13,190	9,600	0	22,790
8102	1,492	588	0	2,080
8103	210	28	0	238
8104	3,078	0	0	3,078
8285	6	0	0	6
911-1	3,155	0	3	3,158
911-2	3,156	0	1	3,157
911-3	3,170	0	3	3,173
Benton Sheriff	0	65	0	65
CISM	87	1	0	88
Foley Fire	54	65	0	119
Rice Fire	8	0	0	8
Sauk Rapids	5,745	0	0	5,745
Stearns Admin 1	7	0	0	7
Stearns Admin 2	15	0	0	15
	33,373	10,363	7	43,743

2020 Total Call Volume per Month

From: 01/01/2020 00:00:00

To: 12/31/2020 23:59:59

Number of Calls : 44,564



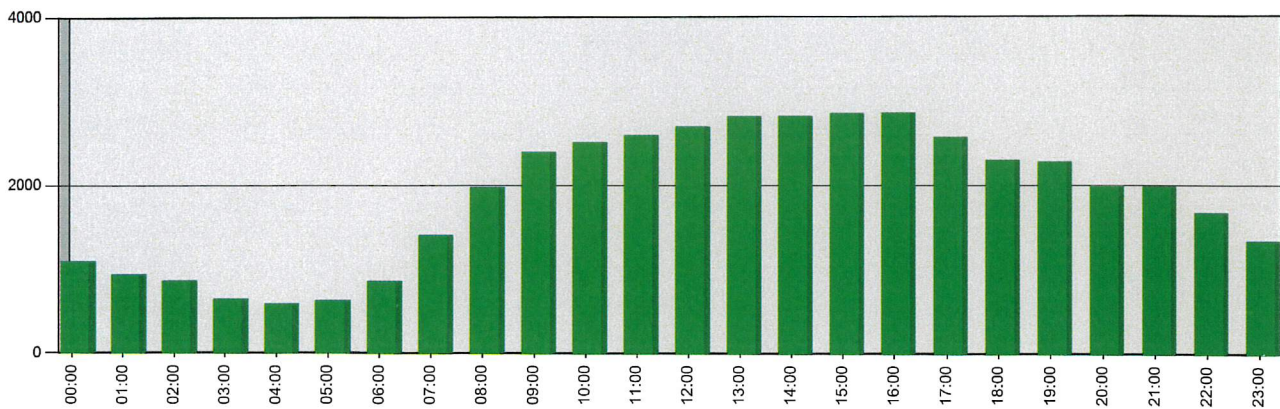
Month	Number of Calls	Percentage (%)	Cumulative (%)
2020 - January	3,899	8.75	8.75
2020 - February	3,200	7.18	15.93
2020 - March	3,549	7.96	23.89
2020 - April	3,288	7.38	31.27
2020 - May	3,815	8.56	39.83
2020 - June	4,206	9.44	49.27
2020 - July	4,023	9.03	58.30
2020 - August	4,172	9.36	67.66
2020 - September	3,811	8.55	76.21
2020 - October	3,786	8.50	84.71
2020 - November	3,389	7.60	92.31
2020 - December	3,426	7.69	100.00
	44,564	100.00	

2020 Total Call Volume per Hour of the Day

From: 01/01/2020 00:00:00

To: 12/31/2020 23:59:59

Number of Calls : 44,564



	00:00	01:00	02:00	03:00	04:00	05:00	06:00	07:00	08:00	09:00	10:00	11:00	12:00	13:00	14:00	15:00	16:00	17:00	18:00	19:00	20:00	21:00	22:00	23:00	Total
01/01/2020	5 4.24	17 14.41	5 4.24	3 2.54	3 2.54	2 1.69	0 0	4 3.39	0 0	5 4.24	4 3.39	2 1.69	7 5.93	5 4.24	3 2.54	6 5.08	8 6.78	12 10.17	2 1.69	3 2.54	0 0	5 4.24	10 8.47	7 5.93	118
01/02/2020	2 1.83	6 5.5	0 0	0 0	2 1.83	3 2.75	5 4.59	2 1.83	7 6.42	13 11.93	8 7.34	4 3.67	4 3.67	3 2.75	7 6.42	4 3.67	1 0.92	10 9.17	2 1.83	4 3.67	6 5.5	11 10.09	0 0	5 4.59	109
01/03/2020	13 8.97	17 11.72	1 0.69	7 4.83	3 2.07	1 0.69	0 0	2 1.38	9 6.21	9 6.21	6 4.14	7 4.83	6 4.14	9 6.21	5 3.45	13 8.97	5 3.45	5 3.45	4 2.76	9 6.21	4 2.76	4 2.76	3 2.07	3 2.07	145

	Civil Type												
	20-Jan	20-Feb	20-Mar	20-Apr	20-May	20-Jun	20-Jul	20-Aug	20-Sep	20-Oct	20-Nov	20-Dec	Month totals
Abandoned Property Sale	0	4	0	0	0	2	0	0	0	0	0	0	6
Affidavit in Support of Registration	0	0	0	0	0	0	1	1	0	0	0	1	3
Cancellation of Contract for Deed	0	2	0	0	0	1	0	0	0	0	2	0	5
Eviction Summons and Complaint	6	10	0	2	0	0	0	1	1	1	0	0	21
ExParte OFP	6	4	2	6	6	3	4	10	0	6	5	14	66
Finding of Fact, Conclusions of Law and Order for Judgment	0	0	0	0	0	0	0	0	0	1	0	0	1
Mechanics Lien Sale	0	0	0	0	0	0	0	0	0	0	1	0	1
Mortgage Foreclosure Sale	2	2	2	0	0	0	2	0	1	0	1	0	10
Notice	0	1	0	0	0	0	0	1	0	0	1	1	4
Notice of Hearing	0	0	1	0	0	0	1	5	9	6	10	0	32
Notice of Mortgage Foreclosure Sale	4	4	3	0	0	0	0	0	5	0	0	0	16
Notice of Motion and Motion	1	0	0	0	0	0	0	2	0	1	0	3	7
Order	0	0	1	0	1	1	2	1	1	0	0	0	7
Order for Commitment Hearing	0	1	0	0	0	0	0	0	0	0	0	0	1
Order for Harassment Hearing	5	11	7	5	3	7	16	15	7	3	3	7	89
Order for Hearing (Domestic Abuse)	2	3	1	1	4	7	1	2	0	1	0	0	22
Order for Judgment on Claim and Counterclaim	1	0	0	0	0	0	0	0	0	0	0	0	1
Order to Show Cause	4	3	3	0	1	1	11	4	1	3	5	2	38
Petition	0	0	1	0	0	0	1	1	3	3	0	0	9
Redemption	1	0	1	1	0	0	1	0	0	0	1	0	5
Statement of Claim and Summons	3	2	5	0	0	0	0	0	0	0	0	4	14
Subpoena	9	7	4	0	2	4	2	6	8	12	11	1	66
Summons	1	0	0	0	0	0	0	5	4	0	6	5	21
Summons and Citation	2	0	1	0	0	0	0	0	0	0	0	0	3
Summons and Complaint	25	27	23	0	3	32	22	14	22	25	16	15	224
Summons and Petition	7	13	9	2	7	8	7	2	6	3	2	12	78
Writ of Execution	2	1	1	0	0	0	0	0	0	0	0	0	4
Writ of Recovery	3	4	2	0	0	0	0	1	2	1	0	1	14
Totals	84	99	67	17	27	66	71	71	70	66	64	66	768
Warrants	20-Jan	20-Feb	20-Mar	20-Apr	20-May	20-Jun	20-Jul	20-Aug	20-Sep	20-Oct	20-Nov	20-Dec	Month totals
Benton	102	86	52	13	23	24	44	74	89	157	149	95	908
Stearns/Benton	17	25	11	2	4	4	11	10	5	5	23	18	135
Out of County	4	5	2	1	1	2	3	6	4	4	0	0	32
Totals	123	116	65	16	28	30	58	90	98	166	172	113	1075



Incident Summary by Incident Type

Date Range: 1/1/2020 to 12/31/2020

Incident Type	# of Incidents
911	2362
Traffic Stop	1479
Permit	1312
Warrant	892
Records Check	876
Alert	845
Assist	657
Agency Assist	635
Tzd	501
Suspicious	453
Medical	404
Void	335
Miscellaneous	314
Warrant File	309
Alarm	289
Vehicle	267
Driving	249
Animal	231
Car Killed Deer	231
Attempt To Locate	225
Traffic Accident	178
Welfare Check	175
Civil	167
Predatory Offender	162
Theft	161
Child	111
Extra Patrol	103



Incident Summary by Incident Type

Date Range: 1/1/2020 to 12/31/2020

Traffic Hazard	101
Property	93
Domestic	89
Fire	88
Disturbance	81
Fraud	81
Request For ????	67
Harassment	59
Dui/dwi	57
Test	55
Dvs	52
Background Check	50
Administrative	37
Utility Problem	37
Burglary	36
Jail Incident	35
Burning Complaint	34
Dumping	33
Criminal Damage To Property	32
Violation Court Order	32
Accident	31
Assault	30
Parking	29
Trespassing	28
Missing Person	26
Police Proactive Visit	25
Water	25
Death	24



Incident Summary by Incident Type

Date Range: 1/1/2020 to 12/31/2020

Civil Process	21
Suicidal Person	21
Fireworks	19
Dispute	18
Repo Vehicle	18
Drunk	16
Disorderly Conduct	15
Terroristic Threats	15
Unwanted Person	15
Emergency Management	14
Human Services Report	14
Compliance Check	13
Open Door	13
Vulnerable Adult	13
Transport	12
Controlled Substance	11
Gun	11
Hit & Run	11
Tow	11
Weather	11
Dnr Violation/complaint	9
Gas Leak	9
Special Event	9
Unwanted	9
Lift Assist	7
Ordinance	5
School Bus Stop Arm Violation	5
Search Warrant	5



Incident Summary by Incident Type

Date Range: 1/1/2020 to 12/31/2020

Unknown Issue	5
Citation	4
Fleeing	4
Shooting	4
Train	4
Escape From Custody	2
Keep The Peace	2
Liquor Violation	2
Obscenity	2
Arrest	1
Arson	1
Car Kill Deer	1
Checks	1
Contraband	1
Environmental Complaint	1
Escort	1
Explosion	1
Injury On Duty	1
Meeting	1
Predatory Offender Registry	1
Weight Restriction Enforcement	1
Written Warning	1

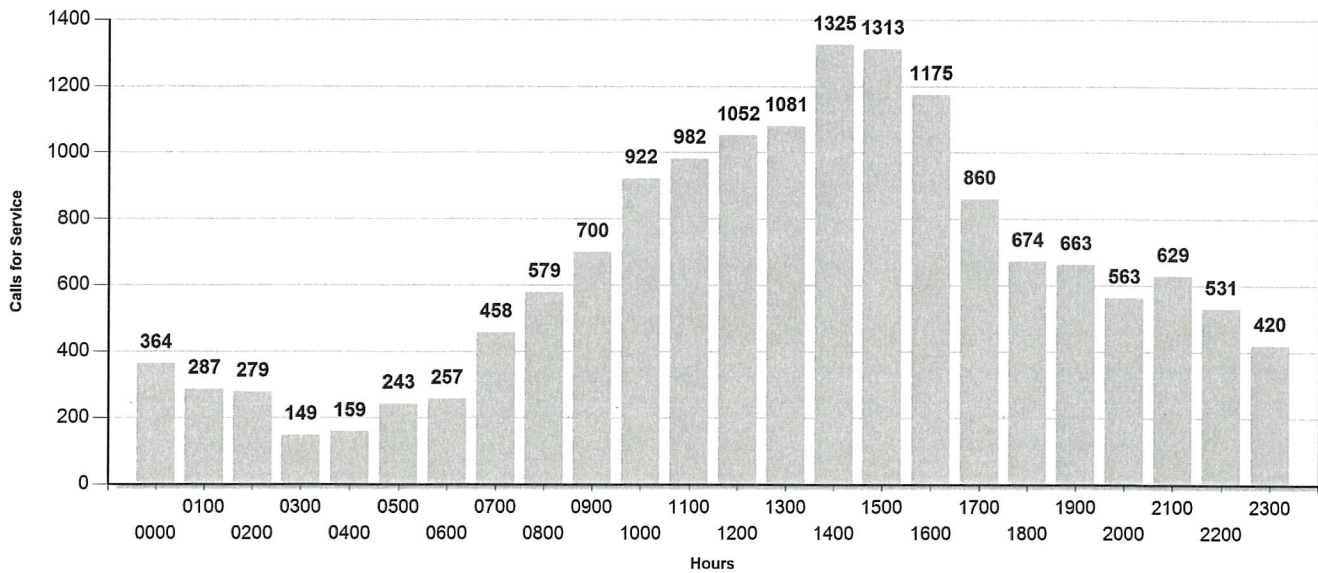
Total: 15682



Calls for Service Hourly

1/1/2020 to 12/31/2020

Total Calls: 15688



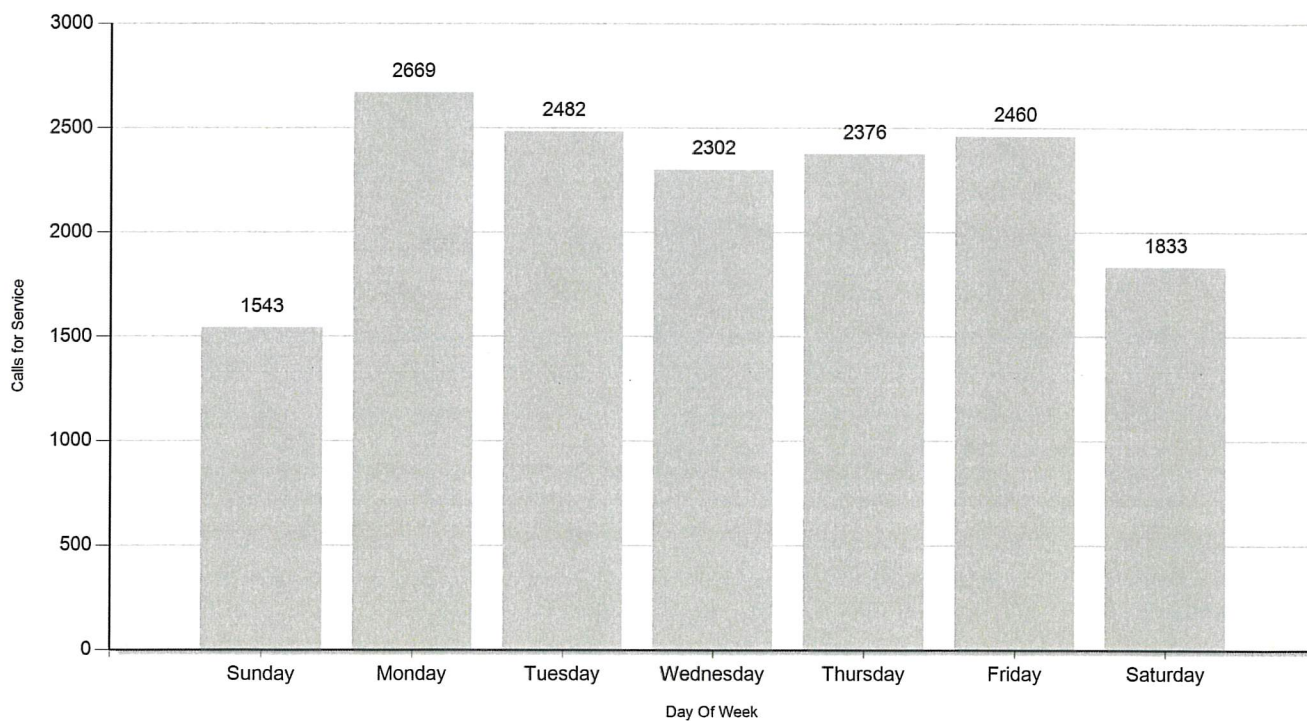


Calls for Service Day Of Week

Start Date: 1/1/2020

End Date: 12/31/2020

Total Calls: 15688



BCSO 2020 Investigative Division Statistics

	2020	2019	Increase/Decrease 2019
Total Cases Investigated:	141	135	+6
Total Cases Cleared:	126	117	+9
Clearance Rate:	89%	86%	
<u>Types of Crimes:</u>			
Burglary	8	12	+4
Child Physical Abuse	4	5	-1
Criminal Sexual Conduct	19	18	+1
PREA	3	0	+3
Vulnerable Adults	8	13	-5
Death	7	3	+4
Other Person Crimes	4	7	-3
Other	60	77	-17
Conflict Cases	0	0	
Internal Investigations	7	0	+7
Background Investigations	21	9	+11
Investigation Requests	37	58	-21
Requests Evidence Copies	139	119	(78.48 hours)
Lab Requests	34	34	
Search Warrants	71	62	+9
<u>Property Room</u>			
Items Received:	1016	1397	-381

VOTF Stats 2020 Cases in Benton County

Sales

1st: 10

2nd: 3

3rd: 7

4th: 0

5th: 3

Possession

1st: 3

2nd: 1

3rd: 8

4th: 0

5th: 14



BENTON COUNTY JAIL

581 HIGHWAY 23 NE

Phone: 3209688180 Fax: 3209686347

Census Report (Details)

Report From : 01/01/2020 00:00 Date To : 12/31/2020 23:59

Statistics	Males	906
	Females	233
	Total Count	1139
Total Inmates Released during period		1129
Total Inmates in Jail at end of period		10
Total number of days Inmates were held		14234
Number of Days in the period		366
Average Daily Population		41.95
Average Length of Stay		12.5

Statistics for inmates held more than 24 hours	Males	577
	Females	125
	Total Count	702
Average Length of Stay		20.28