


BENTON COUNTY SHERIFF'S OFFICE

581 Highway 23 NE • P.O. Box 159 • Foley, MN 56329

Administrative: (320) 968-7201 • FAX: (320) 968-6885

Jail: (320) 968-8180 • FAX: (320) 968-6347

Records: (320) 968-8150



Troy Heck, Sheriff
Neal Jacobson, Chief Deputy

05-10-22

Benton County Commissioners,

For many years it has been tradition for the sheriff to provide an annual report to the board to summarize the activities of the Office of Sheriff over the past year. The purpose of this report is to provide a broad overview of the activities conducted in the office to help strengthen communication and awareness of our services to the people of Benton County. It is my hope that this report will accomplish this goal. Should you have any questions in regard to this report, please feel free to contact me.

Sincerely,

A handwritten signature in black ink that reads "Troy Heck". The signature is written in a cursive style with a large, stylized "T" and "H".

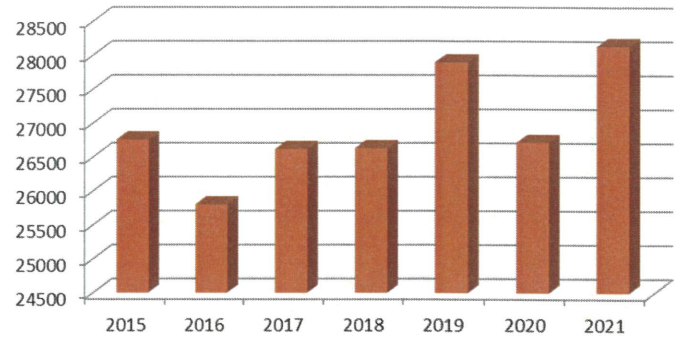
Troy Heck

Sheriff

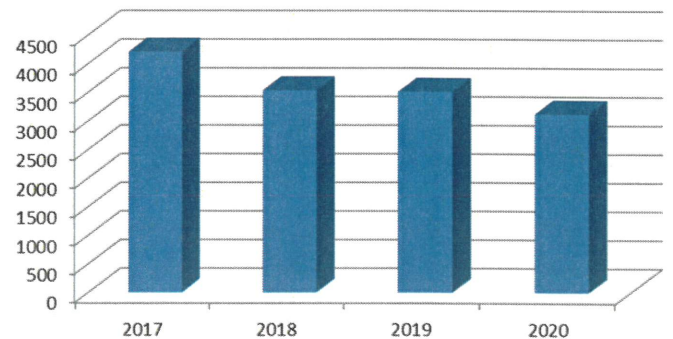
Executive Summary

The year 2021 was an uneasy journey along the path back toward normal. Tensions over both the pandemic and social unrest eased from their boiling point of 2020 to more of a constant simmer in 2021. As the community worked to get back to a more normal state, demand for public safety services increased. Virtually every metric we use to measure our activity registered an increase. This includes the highest number of ICRs over the last 7 years, most 911 calls in the last 6 years, highest number of calls assigned to the patrol division in the last 6 years, and most permit to carry applications ever. Even as every division saw an increase in demand for services, the crime rate in the unincorporated areas of the county where the sheriff's office has primary law enforcement jurisdiction fell again for the 3rd year in a row. I believe this decline in crime rate is due to the combined effort of our staff and the community. Our staff work hard to ensure public safety and to disseminate crime prevention information to the public. I believe that the implementation of these crime prevention strategies by Benton County citizens has a tangible effect on the crime rate. Another welcome change in 2021 was the re-starting of community outreach efforts that were cancelled in 2020. In 2021 we were once again able to make connections with the youth of Benton County through our Police Activities League program, our DARE instruction, and our

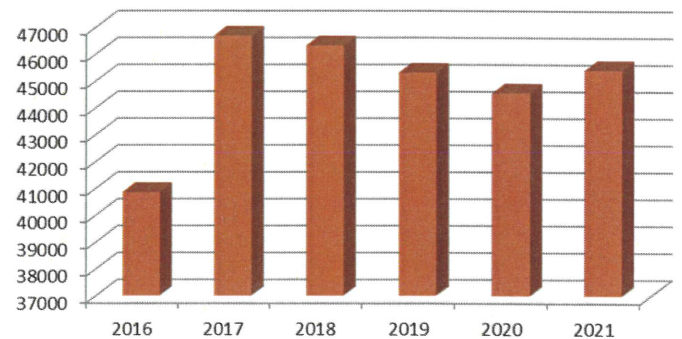
ICRs by Year



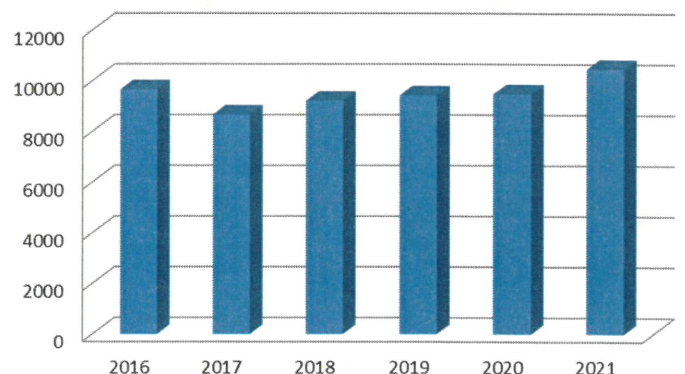
Crime Rate by Year



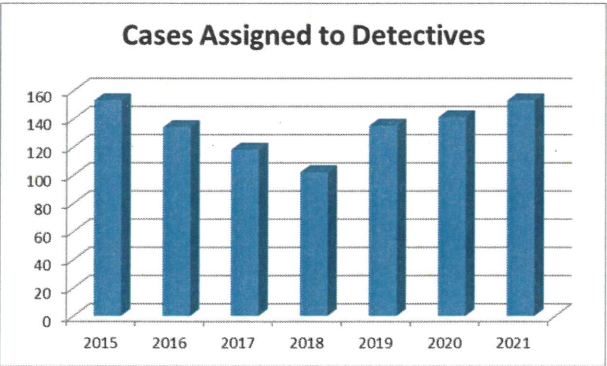
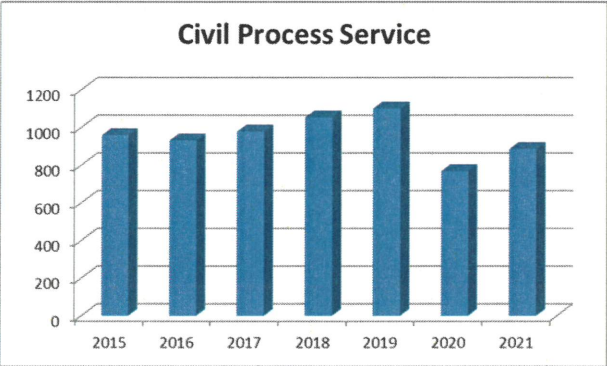
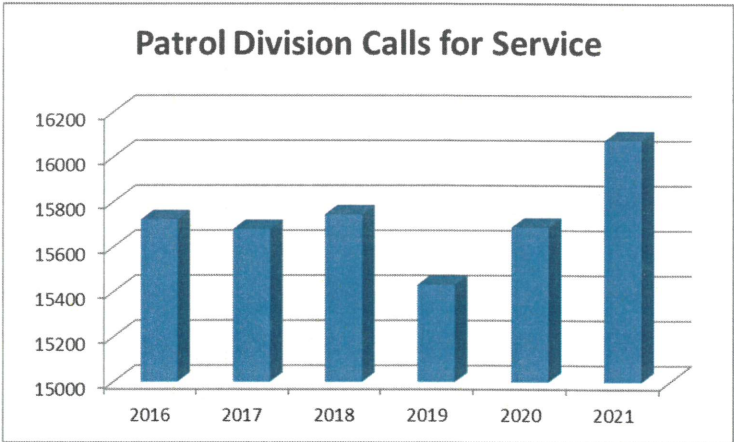
Incoming calls in the PSAP



911 Calls in the PSAP

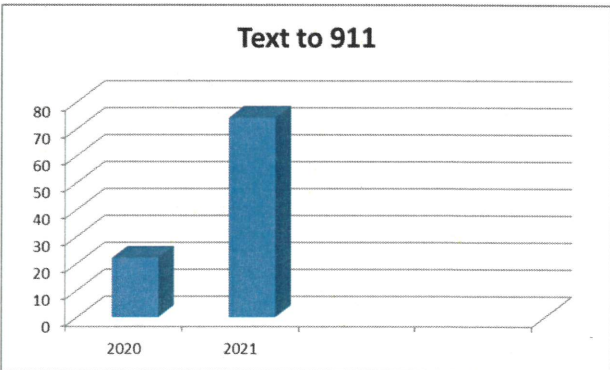
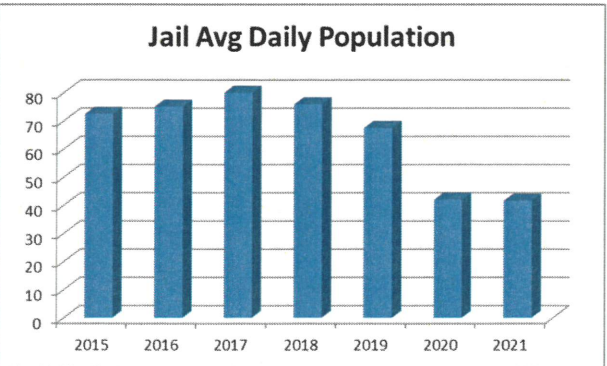


youth ATV and snowmobile courses. Working as a team, we continue to work through the challenges of recruiting and retaining quality staff members and maintaining effective law enforcement throughout Benton County.



Top 5 most committed crimes for 2021

- 1. Theft
- 2. Fraud
- 3. Domestic Violence
- 4. DUI
- 5. Harassment



Annual Report

The year 2021 was an uneasy transition back toward a more normal state. With each passing month, there was a general optimism that the pandemic was waning and an incremental return to life much more akin to what most would describe as normal. Even as pressures on our staff from illness and COVID-19 ebbed, we faced the challenges brought about by staffing shortages, particularly within the jail, as the unprecedented competition in the labor market complicated our recruitment and retention efforts. Through this uneasy transition, our office saw an increase in demand for our services and a continued decline in the crime rate in the parts of Benton County where the sheriff's office maintained primary law enforcement jurisdiction.

Mission statement and strategic plan

The mission of the Benton County Sheriff's Office is:

To keep Benton County safe by enforcing laws, providing public safety services, and building community partnerships with respect and integrity.

Our vision for Benton County:

The Benton County Sheriff's Office strives to reduce crime and build community trust while ensuring accountability to the people we serve.

Our strategic plan was created in 2016 and our office continues to use it and our mission and vision statements as guides while we carry out our work.

Dispatch services

The Public Safety Answering Point (PSAP), also known as the dispatch center, is the first point of contact for a majority of the public who are seeking public safety assistance. The Benton County PSAP answers not only incoming 911 calls but also administrative calls for the Benton County Sheriff's Office, Foley Police and Fire departments, Rice Police and Fire departments, and Sauk Rapids Police and Fire departments. Once a call or request for service is received, the PSAP dispatches appropriate emergency services using the public safety radio system. The calls received in dispatch which generate a public safety response for any of the agencies in Benton County are recorded on an Initial Complaint Report (ICR). In 2021 the Benton County PSAP generated 28,139 ICRs. This was 1,418 more ICRs than 2020. The time period from 9:00 am to 10:00 pm generated the highest number of ICRs with the time period from 11:00 am to 6:00 pm representing the peak hours. Of the 28,139 ICRs made in 2021, 12,932 were generated between 11:00 am and 6:00 pm, representing 46% of all calls. Fridays generated the most ICRs in the PSAP, while Sundays generated the fewest

ICRs. In 2021 the PSAP received 10,463 calls on our 911 lines, 975 more than in 2020. Since 2017, Minnesotans have been able to send text messages to 911. In 2021, our PSAP handled 74 text-to-911 sessions, 52 more than in 2020. The PSAP also dealt with a total of 45,417 incoming and outgoing telephone calls on our administrative telephone lines, 853 more calls than in 2020. Of these calls, 28,461 utilized one of the 5 non-emergency lines for the Sheriff's Office and 5,448 came in on 320-251-9451 (the main published non-emergency number for the Sauk Rapids Police Department). The volume of telephone calls was highest in the months of June through September. The time period between 8:00 am and 8:00 pm saw the highest volume of telephone calls in the PSAP.

Civil Process and Warrant division

One of the statutory duties of the sheriff is to serve and execute civil papers, court orders, and arrest warrants. As we collectively emerged from COVID, increasing numbers of civil papers arrived at our office along with increasing numbers of arrest warrants. As 2021 unfolded, court calendars again filled with civil cases while moratoriums on evictions and foreclosures fell away. These changes paved the way for increased demand on our civil process division. As courts re-opened, deferred criminal cases once again began moving through the judicial system resulting in the issuance of more arrest warrants. In 2021, the sheriff's office received 885 requests to serve civil process, 117 more than 2020. Legal summons, orders for protection and harassment orders, and subpoenas made up most of these requests. The sheriff's office conducted 11 mortgage foreclosure sales in 2021, 1 more than in 2020. For the year, 1,569 arrest warrants were received in the sheriff's office, 494 more than in 2020.

Patrol Division

The most visible and recognizable division in the Benton County Sheriff's Office is the patrol division. These are the uniformed deputies on patrol who respond to calls for service, investigate crimes, and perform proactive patrols. In 2021, 16,075 ICRs were assigned to units within the Benton County Sheriff's Office (387 more than in 2020), most of which were handled by the patrol division. Traffic stops accounted for the single largest category of activity for the patrol division in 2021. Assistance to the public and other agencies, Toward Zero Deaths traffic detail activity, medical emergencies, suspicious activity reports, and alarms were the next 5 most common functions performed by the patrol division. The 5 most reported crimes in Benton County in 2021 were Theft, Fraud, Domestic Abuse, DUI, and Harassment. The majority of ICRs assigned to our office were generated between 10:00 am and 6:00 pm, with a spike in

calls for service between 2:00 pm and 4:00 pm. Fridays saw the most activity within the patrol division with Sundays showing the least activity.

For reporting purposes, crimes are broken down into Part 1 crimes and Part 2 crimes. Part 1 crimes are the most serious offenses and include violent crimes against a person. Part 2 are less serious offenses and include some person offenses and less serious property crimes. According to the 2020 Minnesota Uniform Crime Report (the most recent data available) Benton County's crime rate¹ for Part 1 and Part 2 crimes (1074 and 2052 respectively) was 55% lower than the state average for Part 1 crimes (2384) and 23% lower than the state average for Part 2 crimes (3087). Benton County's total crime rate of 3126 was 43% lower than the state average of 5495.

Within the 16,075 ICRs assigned to the Benton County Sheriff's Office staff are a number handled by administrative or support staff. These include records checks (614), permits to carry a pistol (1056), and permit to purchase a pistol (193). For 2021, our applications for permits to carry were up by 11% and our applications for permits to purchase were down by 6% when compared to 2020 numbers. While the 11% increase in permits to carry is not a remarkable number on its own, it is important to point out that the 1056 permits processed represents a new all-time high as this was an 11% increase to the previous record high number of permits processed.

Investigative division

The investigative division of the Benton County Sheriff's Office is tasked with investigating and solving felony level crimes and other crimes requiring more in-depth examination. In 2021 there were 153 cases assigned to this division, a 9% increase from 2020. Of those 153 cases, 132 cases were cleared, creating an 87% clearance rate for the Investigative Division. The Investigative Division is also tasked with receiving and securing items of evidence at the Benton County Sheriff's Office. In 2021, the evidence room received 1,220 items.

Violent Offender Task Force (VOTF)

The Benton County Sheriff's Office is a participating member of the Central Minnesota Violent Offender Task Force. This group of investigators work on in-depth investigations aimed at arresting the most dangerous and violent criminal offenders. Much of their work is focused on combating drugs and gang activity in Central Minnesota. As sheriff, I have stressed to our two full time staff members assigned to this unit the importance of working long term investigations aimed at arresting those who

¹ "Crime rate" is a term used in evaluating criminal statistics. It is the number of crimes reported by law enforcement per 100,000 in population.

distribute the largest quantities of illegal drugs and those who are at the highest echelon of leadership in local criminal gangs. These investigations require time and patience, which is often difficult to express in terms of numbers. One thing the pandemic did not change was the demand for controlled substances in the area. VOTF investigators continued to see a steady supply of controlled substances and a steady demand for them as well. In 2021, VOTF investigators completed 20 cases in Benton County. Methamphetamine continues to be the most commonly found controlled substance in VOTF investigations, however fentanyl has emerged as a growing threat to the area. VOTF investigators continued to conduct educational presentations to the community on the dangers of drugs and the current trends in the world of drugs and gangs.

Jail division

The COVID-19 pandemic and our response to the pandemic continued to result in lower than normal jail populations throughout 2021. Statewide, jails worked to reduce inmate populations. The consequence of this statewide reduction in jail populations was the drastic reduction in the revenue generated by the jail through the boarding of other counties' inmates. While our jail population through 2021 remained low, the inmates we were charged with managing often presented challenges to our jail staff due to either behavioral issues or mental health complications. For 2021, the jail had an average daily population (ADP) of 41.58 inmates, a decrease of 0.37 ADP compared to 2020. The jail booked in a total of 1,539 inmates in 2021, 400 more bookings than in 2020. Of these 1,539 inmates, 1,160 of them were males and 379 were females. The average length of an inmate's stay in 2021 was 16.21 days, an increase of 3.71 days when compared to 2020. As 2021 drew to a close, we began to see our ADP numbers increase. This trend has continued into 2022 and there is reason to believe we will soon be returning to pre-pandemic ADP levels of Benton County inmates. It remains to be seen whether this trend will spread across other jurisdictions and result in renewed interest in inmate boarding from other counties.

The jail division encounter significant struggles with retention and recruitment of detention officers in 2021. At the peak of these issues, about 20% of our authorized positions in the jail were vacant. At any given time in 2021 approximately 75% of our detention officers had less than 2 years of experience. In recent weeks, we have been able to make slow progress toward filling our detention officer ranks. We look forward to working with our newest team members as they continue to perform excellent work in the jail.

Like all jails across the state, Benton County struggles to cope with the influx of inmates battling mental illness. Managing individuals with mental illness in a jail setting presents a challenge for staff to maintain the safety and security of both the inmate and the safety and security of our staff. Individuals with mental illness can engage in unpredictable, unhealthy, and sometimes violent behavior. Unless this societal issue is addressed in meaningful ways, we anticipate that jails will continue to be a repository for under-served individuals with mental illnesses to languish in a facility that was neither designed nor intended to treat them.

In an effort to recoup some of the costs associated with housing prisoners, the Benton County Jail charges a booking fee, a work release fee, and (for inmates serving a sentence after being convicted) a daily boarding fee. For 2021, the jail collected a total of \$37,439.14 in these fees. In order to make the most efficient use of the jail space in our facility, the jail boards inmates for other criminal justice agencies for a daily fee. For 2021, the jail collected just over \$6,000.00 in jail revenues from prisoner boarding.

Our Sentenced to Service (STS) crew transitioned from a state-based program to a county-based program in 2021. This change, the reduction in inmate population, and the staffing shortages in the jail required us to put a pause on the STS program. We have selected a county crew leader and anticipate the STS program will be running once again in 2022.

Volunteers

The Benton County Sheriff's Office is fortunate enough to have several citizens who are willing to volunteer their time to assist us in our mission in a number of ways. As concerns regarding the pandemic began to wane, volunteer opportunities in the community became increasingly common. However, restrictions on individuals coming into our jail remained in place in order to minimize the chances of COVID-19 transmission in the jail. This meant that a smaller core group of volunteers provided services to our inmates through mainly remote sessions.

The Benton County Mounted Patrol is a volunteer organization whose mission is to use horses and riders in providing assistance with crowd control, search and rescue, and other law enforcement functions. This group puts in many hours of training to ensure their readiness for such missions. The Mounted Patrol also provides security at the Benton County Fair and other similar events in the county. In 2021, Mounted Patrol members worked a total of 372 hours.

The sheriff's office maintains a group of citizens who serve this office and our community as reserve deputies. These non-licensed volunteers assist in several capacities, such as providing traffic direction, performing winter cabin checks, staffing entry points at the county fair, and several other duties appropriate for non-licensed staff. In 2021, the 8 volunteer reserve deputies performed a total 439 hours of service on various projects.

The sheriff's office also has approximately 60 individuals who volunteer in the jail to assist with various programs provided to the inmates. In 2021, these volunteers performed 330 hours of work in programs in the jail. The Benton County Sheriff's Office is very grateful for the assistance provided to our mission by these volunteers.

Public outreach

Our outreach efforts are an important part of a proactive approach that aims to prevent future problems and build rapport between law enforcement and the community. In 2021, our public outreach efforts slowly moved back to a more normal feel, with some modifications due to remaining COVID-19 concerns. In 2021, 462 DARE students in 6 Benton County schools were presented with the DARE curriculum. Our Police Activities League program re-emerged as a great opportunity for our staff to work with Foley and Rice police officers in building rapport with children aged 5 to 15 on a weekly basis throughout the summer. Our office also hosted full classes of Youth Snowmobile and Youth ATV certification courses.


Social Media and Print Media

In 2021 the Benton County Sheriff's Office continued to make use of our Facebook, Twitter, and Nextdoor accounts to distribute information and crime prevention strategies. For those not already following us, our Twitter account may be found @BentonMNSheriff and our Facebook page is found at Facebook.com/BentonMNSheriff. Our audience on all of these social media platforms continues to grow regularly. On a number of occasions, we have successfully used social media to obtain leads on criminal investigations and locate individuals with active warrants. In 2021 our office continued our partnership with the Benton County News and Sauk Rapids Herald to provide a once monthly column on crime prevention and safety topics. The goal of this column is to enhance the safety of Benton County citizens by reaching out to a wider audience with our crime prevention messages. We hope to use these tools to help make Benton County a safer place.

CAD Calls for Service Yearly

Start Date: 1/1/2021

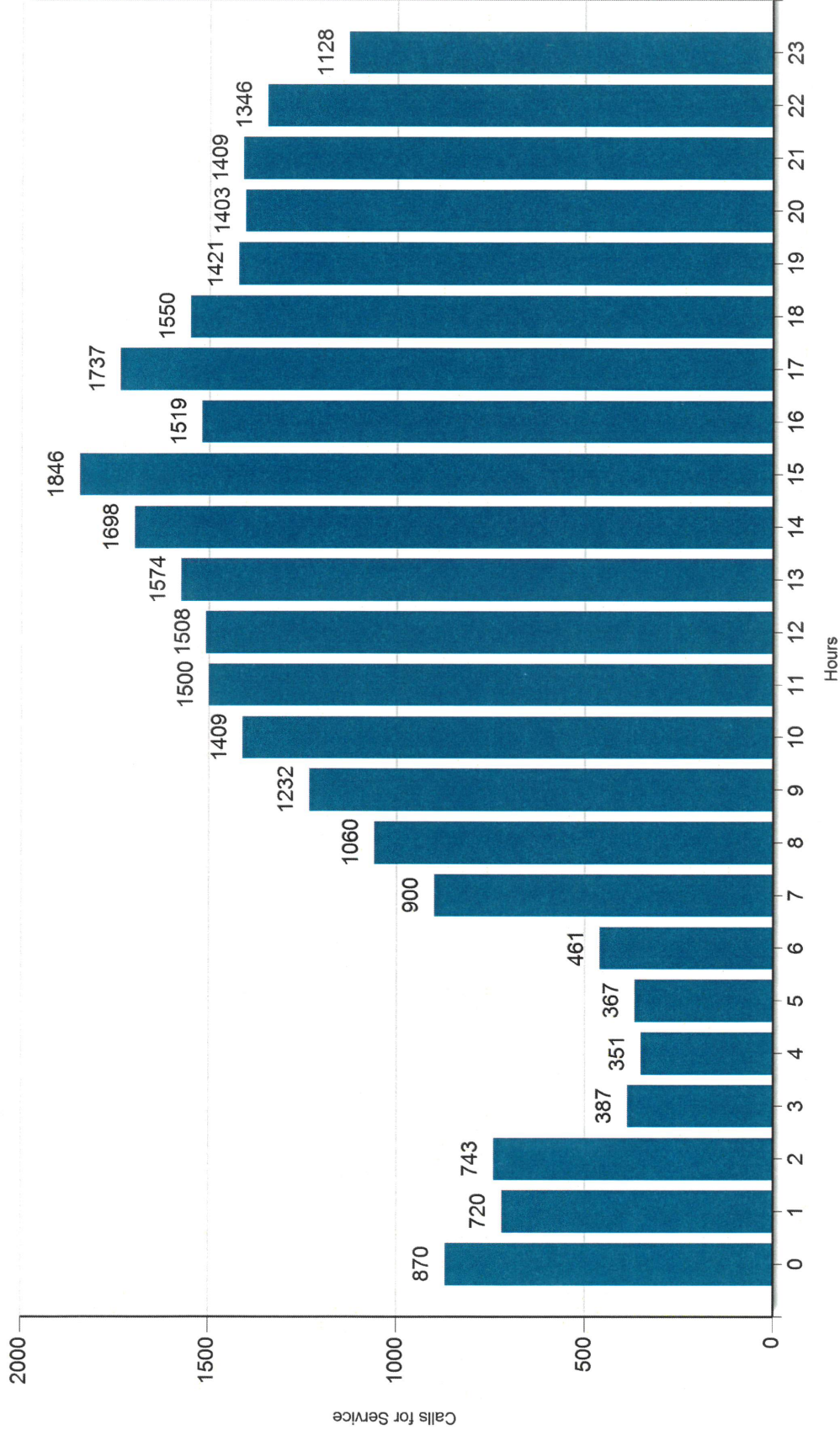
End Date: 12/31/2021



CAD Calls for Service Hourly

Start Date: 1/1/2021

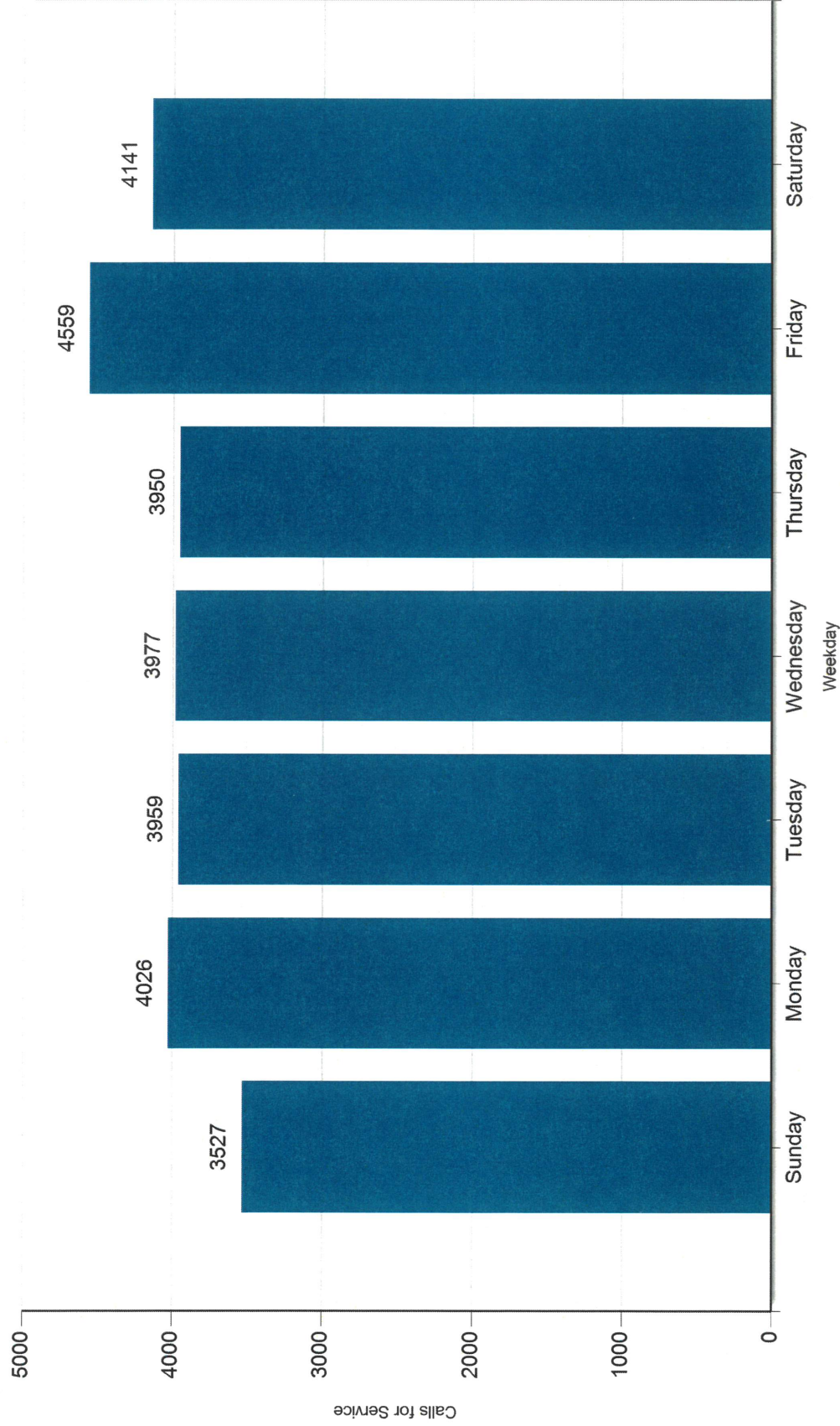
End Date: 12/31/2021



CAD Calls for Service Day Of Week

Start Date: 1/1/2021

End Date: 12/31/2021



2021 Total Call Volume Per Line

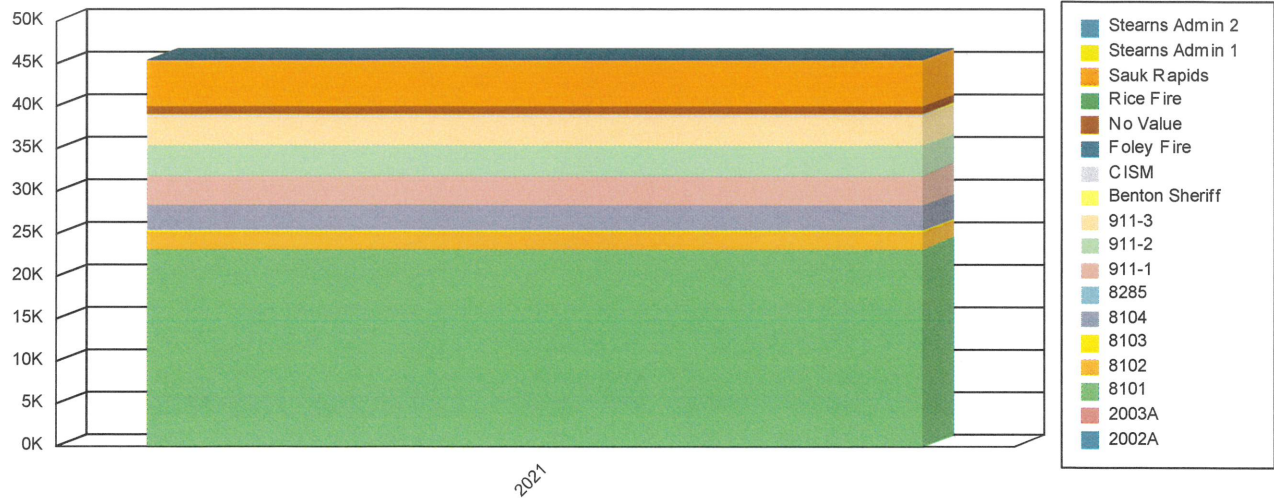
From:

01/01/2021 00:00:00

To:

12/31/2021 23:59:59

Number of Calls : 45,417




Year	Line	Incoming	Outgoing	Abandoned	Number of Calls
2021					
	2002A	0	3	0	3
	2003A	0	1	0	1
	8101	13,482	9,804	0	23,286
	8102	1,331	579	0	1,910
	8103	215	18	0	233
	8104	2,998	1	0	2,999
	8285	2	0	0	2
	911-1	3,494	0	2	3,496
	911-2	3,497	0	5	3,502
	911-3	3,472	0	3	3,475
	Benton Sheriff	0	33	0	33
	CISM	72	25	0	97
	Foley Fire	34	30	0	64
	No Value	0	0	851	851
	Rice Fire	3	0	0	3
	Sauk Rapids	5,442	6	0	5,448
	Stearns Admin 1	6	0	0	6
	Stearns Admin 2	8	0	0	8
		34,056	10,500	861	45,417
		34,056	10,500	861	45,417

2021 Total TXT Volume

From: 01/01/2021 00:00:00 To: 12/31/2021 23:59:59

Number of Text : 74



<u>Year</u>	<u>Number of Text</u>	<u>Percentage (%)</u>	<u>Cumulative (%)</u>
2021	74	100.00	100.00
	<u>74</u>	<u>100.00</u>	




2021 Total Call Volume

From: 01/01/2021 00:00:00

To: 12/31/2021 23:59:59

Number of Calls : 45,417



<u>Year</u>	<u>Number of Calls</u>	<u>Percentage (%)</u>	<u>Cumulative (%)</u>
2021	45,417	100.00	100.00
	45,417	100.00	

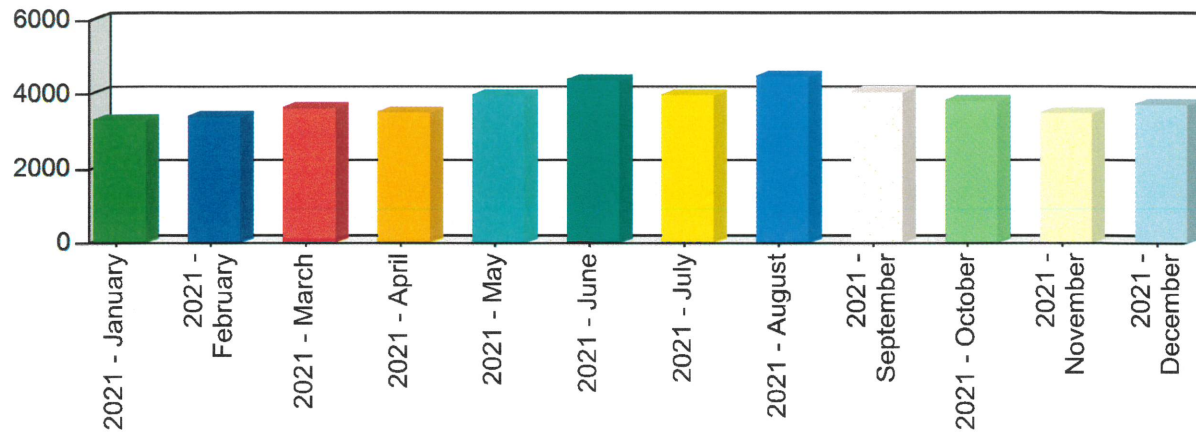


2021 Total Call Volume Per Month

From: 01/01/2021 00:00:00

To: 12/31/2021 23:59:59

Number of Calls : 45,417



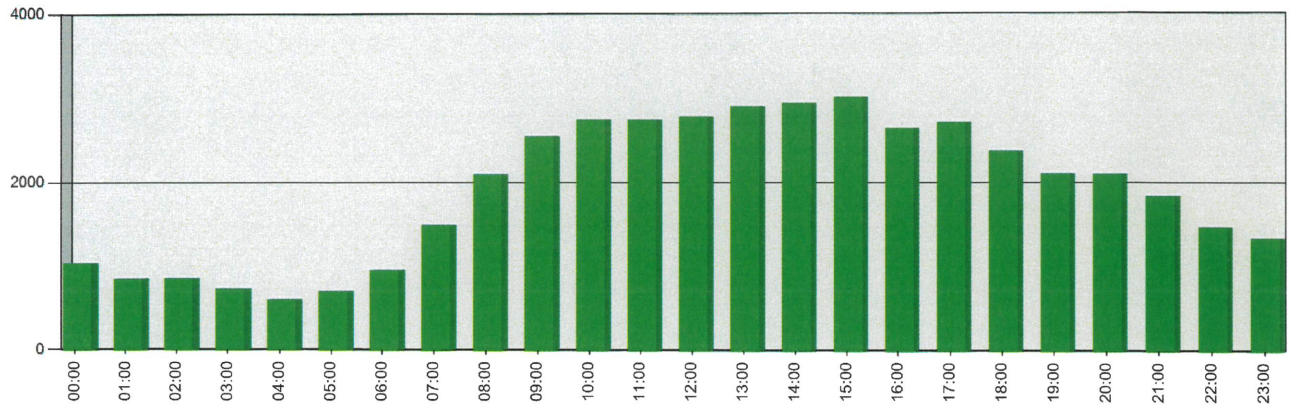
Month	Number of Calls	Percentage (%)	Cumulative (%)
2021 - January	3,279	7.22	7.22
2021 - February	3,367	7.41	14.63
2021 - March	3,596	7.92	22.55
2021 - April	3,482	7.67	30.22
2021 - May	3,946	8.69	38.91
2021 - June	4,353	9.58	48.49
2021 - July	3,943	8.68	57.17
2021 - August	4,450	9.80	66.97
2021 - September	4,033	8.88	75.85
2021 - October	3,796	8.36	84.21
2021 - November	3,472	7.64	91.85
2021 - December	3,700	8.15	100.00
	45,417	100.00	

2021 Total Call Volume Per Hour of the Day

From: 01/01/2021 00:00:00

To: 12/31/2021 23:59:59

Number of Calls : 45,417



	00:00	01:00	02:00	03:00	04:00	05:00	06:00	07:00	08:00	09:00	10:00	11:00	12:00	13:00	14:00	15:00	16:00	17:00	18:00	19:00	20:00	21:00	22:00	23:00	Total
01/01/2021	5	1	4	0	2	2	1	2	2	5	5	9	6	4	5	7	9	11	1	1	3	2	3	0	90
	5.56	1.11	4.44	0	2.22	2.22	1.11	2.22	2.22	5.56	5.56	10	6.67	4.44	5.56	7.78	10	12.22	1.11	1.11	3.33	2.22	3.33	0	
01/02/2021	5	3	2	5	1	1	1	6	9	2	1	6	2	4	8	2	3	5	2	7	6	6	1	2	90
	5.56	3.33	2.22	5.56	1.11	1.11	1.11	6.67	10	2.22	1.11	6.67	2.22	4.44	8.89	2.22	3.33	5.56	2.22	7.78	6.67	6.67	1.11	2.22	
01/03/2021	3	2	3	1	0	0	0	1	0	2	6	4	7	5	6	4	1	2	4	4	0	5	2	0	62
	4.84	3.23	4.84	1.61	0	0	0	1.61	0	3.23	9.68	6.45	11.29	8.06	9.68	6.45	1.61	3.23	6.45	6.45	0	8.06	3.23	0	

Juvenile CHIPS	1
Affidavit in Support of Registration	2
Probation Violation Order	2
Finding of Fact, Conclusions of Law and Order for Judgment	3
Motion	3
Statement of Claim and Summons	4
Notice of Hearing	31
Summons	31
Order to Show Cause	53
Summons and Petition	96
Subpoena	87
Summons and Complaint	199

Order for Hearing	1
Trespass Notice Form	1
Notice of Motion and Motion	5
Order	7
Notice	9
Petition	9

Garnishment Summons	1
Writ of Recovery	25

Redemption	1
Notice of Mortgage Foreclosure Sale	6
01-200-000-0000-5500 Support Documents	1 eviction
Eviction Summons and Complaint	37
Notice of Sale	1
Mortgage Foreclosure Sale	11

Notice of Expiration of Redemption	22 Tax
Application to Vacate Plat under MN 505.14	1
Cancellation of Contract for Deed	1

Amended Harassment Restraining Order	1
Stipulated Order Granting HRO without Hearing	1
Order Denying Harassment Restraining Order After Hearing	5
Order for Harassment Hearing	6
Order Granting Harassment Restraining Order After Hearing	24
Ex Parte Order Granting Petition for Harassment Restraining Order	75

Affidavit and Motion to Modify Order for Protection	1
Amended ExParte Order for Protection	1
Amended Extension of Order for Protection	1
Order for Dismissal of Order for Protection	1
Order to Appear for Modification OFP	1
Extension of Order for Protection	5
Order Denying Petition for ExParte OFP	12
ExParte OFP	54
Order for Protection	24
Application for Extension OFP	1
Amended Order for Protection After Motion to Modify	4
Order for Hearing (Domestic Abuse)	1
Amended Criminal Domestic Abuse No Contact Order	2
Domestic Abuse Order for Dismissal	5
Order for Continuance	9

Total 885



Incident Summary by Incident Type

Date Range: 1/1/2021 to 12/31/2021

Incident Type	# of Incidents
911	2592
Traffic Stop	1656
Permit	1450
Warrant	1233
Assist	804
Agency Assist	654
Records Check	614
Tzd	526
Medical	483
Suspicious	432
Warrant File	397
Miscellaneous	357
Alarm	328
Void	238
Traffic Accident	233
Vehicle	231
Attempt To Locate	228
Animal	225
Car Killed Deer	222
Driving	205
Welfare Check	187
Fire	156
Civil	150
Theft	134
Predatory Offender	127
Alert	121
Property	106
Traffic Hazard	105
Extra Patrol	104
Child	97
Fraud	87
Disturbance	84
Domestic	83
Dui/dwi	68
Harassment	65
Request For ????	65
Test	65

Dvs	60
Administrative	59
Jail Incident	53
Civil Process	49
Dumping	46
Background Check	44
Human Services Report	41
Missing Person	38
Police Proactive Visit	37
Assault	36
Burglary	36
Dispute	35
Water	33
Transport	32
Trespassing	31
Violation Court Order	27
Fireworks	26
Bcat	25
Suicidal Person	25
Burning Complaint	23
Accident	22
Controlled Substance	22
Parking	21
Criminal Damage To Property	20
Death	20
Utility Problem	20
Drunk	19
Vulnerable Adult	18
Repo Vehicle	17
Unwanted Person	17
Lift Assist	15
Open Door	14
Terroristic Threats	13
Compliance Check	12
Disorderly Conduct	12
Gas Leak	12
Emergency Management	11
Fleeing	11
Hit & Run	11
Unwanted	11
Weather	11
Escort	9
Dnr Violation/complaint	7
Gun	7
911 Text	6
Special Event	6
Tow	6

Search Warrant	5
School Bus Stop Arm Violation	4
Shooting	4
Citation	3
Predatory Offender Registry	3
Arrest	2
Environmental Complaint	2
Unknown Issue	2
Alcohol Violations	1
Escape From Custody	1
Explosion	1
Keep The Peace	1
Liquor Violation	1
Meeting	1
Obscenity	1
Ordinance	1
Public Nuisance	1
Rms Import	1
Train	1
Written Warning	1

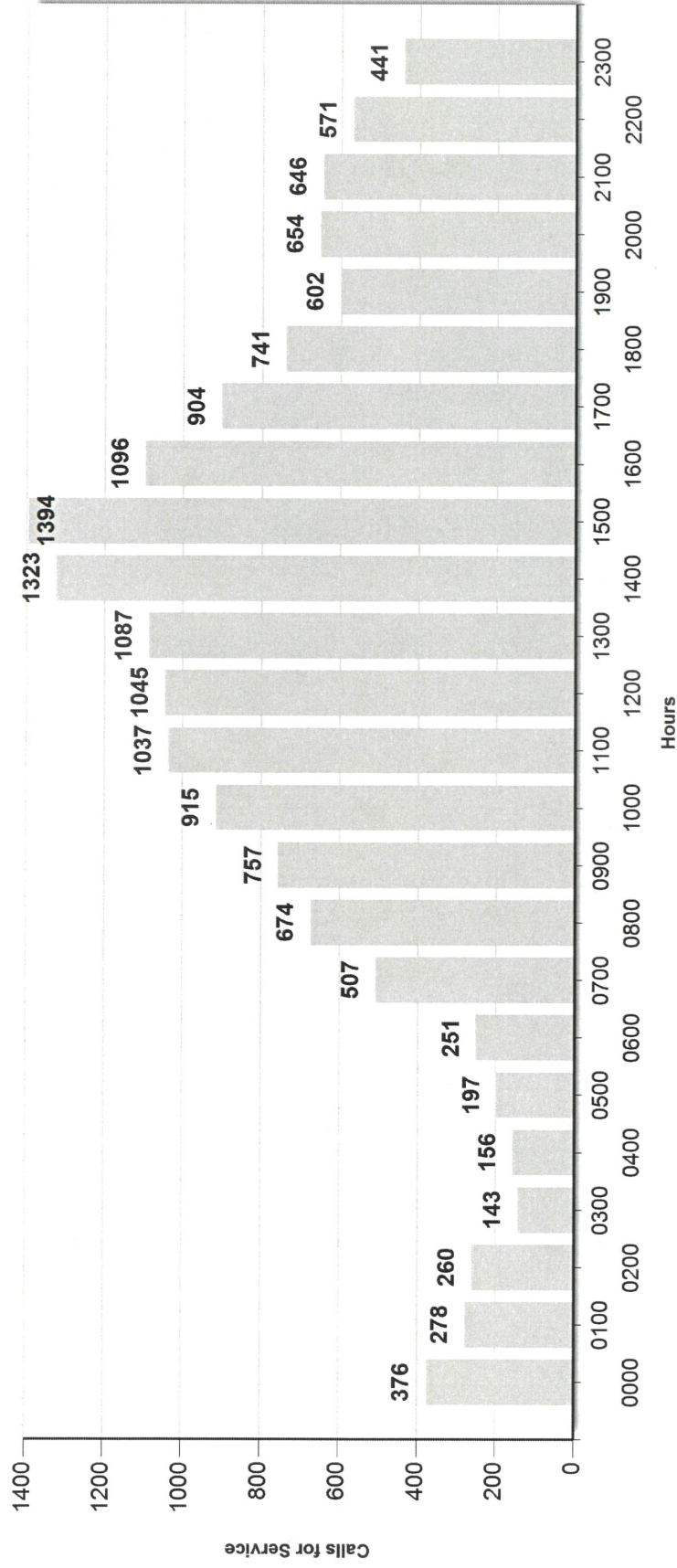
Total: 16075



Calls for Service Hourly

1/1/2021 to 12/31/2021

Total Calls: 16077



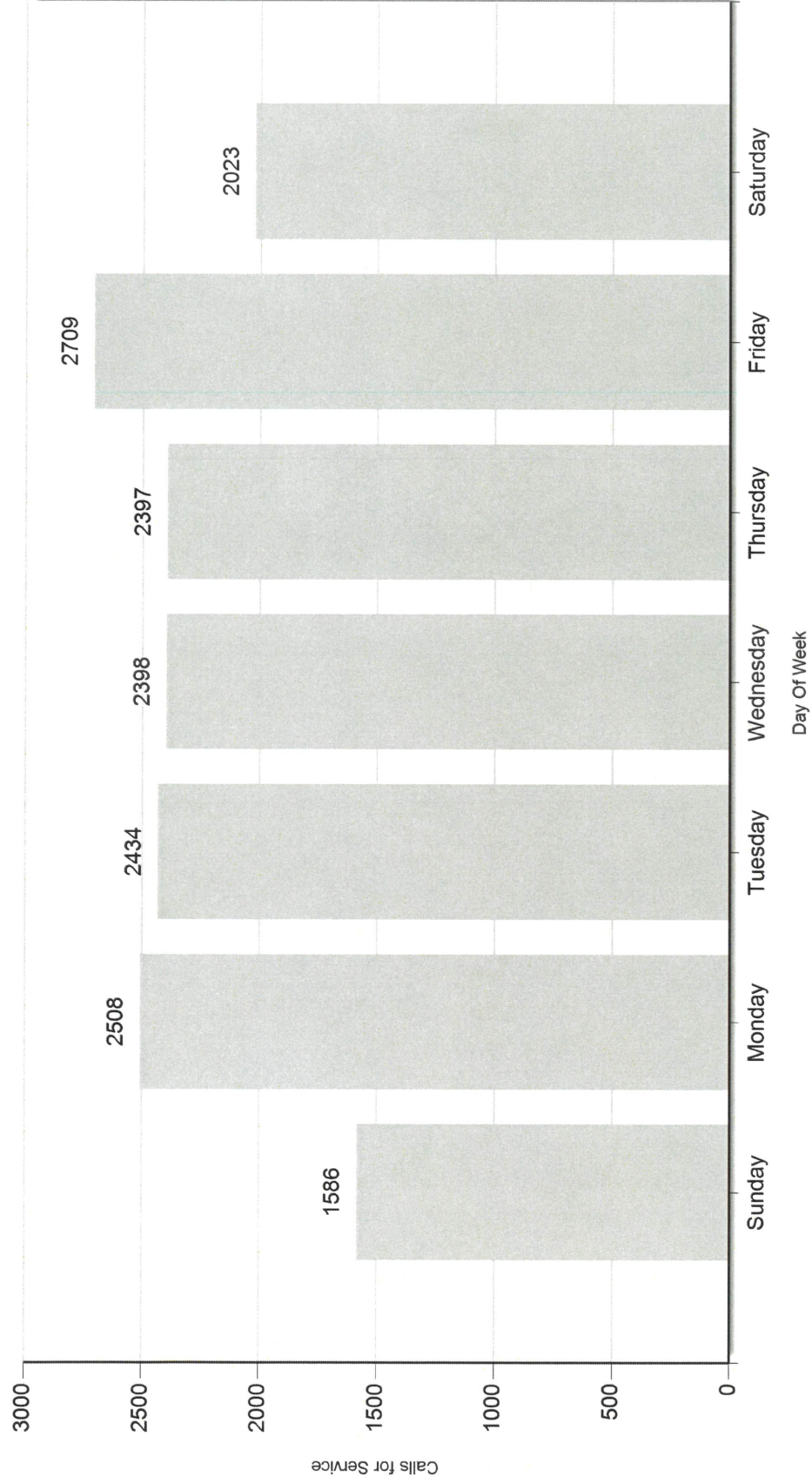


Calls for Service Day Of Week

Start Date: 1/1/2021

End Date: 12/31/2021

Total Calls: 16077



<u>BCSO 2021 Investigative Division Statistics</u>	<u>Increase/(Decrease) 2020</u>
---	--

Total Cases Investigated:	153	12
Total Cases Cleared:	132	6
Clearance Rate:	87%	(2%)

Types of Crimes:

Burglary	9	8	+1
Child Physical Abuse	7	4	+3
Criminal Sexual Conduct	7	19	-12
PREA	2	3	-1
Vulnerable Adults	8	8	0
Death	8	7	-1
Other Person Crimes	4	4	0
Other	68	60	+8
Conflict Cases	3	0	+3
Internal Investigations	3	7	-4
Background Investigations	31	21	+10
Investigation Requests	40	37	+3
Requests Evidence Copies	194 (73 hrs)	139 (78 hrs)	+45
Lab Requests	40	34	+6
Search Warrants	53	71	-18

Property Room

Items Received:	1220
-----------------	------

VOTF Stats 2020 Cases in Benton County

<u>Sales</u>	<u>Possession</u>
--------------	-------------------

1 st : 8	1 st : 1
---------------------	---------------------

2 nd : 0	2 nd : 0
---------------------	---------------------

3 rd : 10	3 rd : 1
----------------------	---------------------

Search warrants: 11

1 felon in possession of a firearm



BENTON COUNTY JAIL

581 HIGHWAY 23 NE

Phone: 3209688180

Fax: 3209686347

Census Report (Details)

Date From : 01/01/2021 00:00 Date To : 12/31/2021 23:59

Statistics	
Males	1160
Females	379
Total Count	1539
Total Inmates Released during period	1536
Total Inmates in Jail at end of period	3
Total number of days Inmates were held	15176
Number of Days in the period	365
Average Daily Population	41.58
Average Length of Stay	9.86

Statistics for inmates held more than 24 hours	
Males	750
Females	186
Total Count	936
Average Length of Stay	16.21