


BENTON COUNTY SHERIFF'S OFFICE

581 Highway 23 NE • P.O. Box 159 • Foley, MN 56329
Administrative: (320) 968-7201 • FAX: (320) 968-6885
Jail: (320) 968-8180 • FAX: (320) 968-6347
Records: (320) 968-8150



Troy Heck, Sheriff
Neal Jacobson, Chief Deputy

04-08-24

Benton County Commissioners,

For many years it has been tradition for the sheriff to provide an annual report to the board to summarize the activities of the Office of Sheriff over the past year. The purpose of this report is to provide a broad overview of the activities conducted in the office to help strengthen communication and awareness of our services to the people of Benton County. It is my hope that this report will accomplish this goal. Should you have any questions in regard to this report, please feel free to contact me.

Sincerely,

A handwritten signature in cursive script that reads "Troy Heck".

Troy Heck
Sheriff

Executive Summary

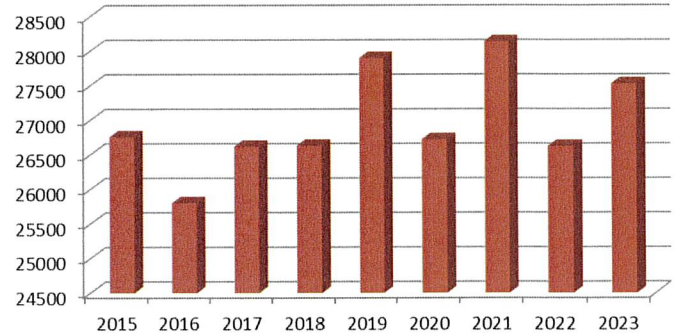
Benton County continues to be a safe and welcoming community. For the 6th year in a row, the crime rate and number of reported crimes has fallen in the unincorporated areas where our office holds primary jurisdiction. Three of the top five most reported crimes are property crimes, with domestic violence demonstrating an unexpected upturn in reported incidents.

Recruitment and retention of qualified staff, particularly in our licensed deputy and jail positions, continue to be a focus of our work. Quality public safety service is dependent upon finding and hiring good people. Our current labor shortage has made this part of our work extraordinarily difficult and an important part of our daily activities. To help address this, we have instituted employee wellness programs intended to support and retain the talented people currently serving our community.

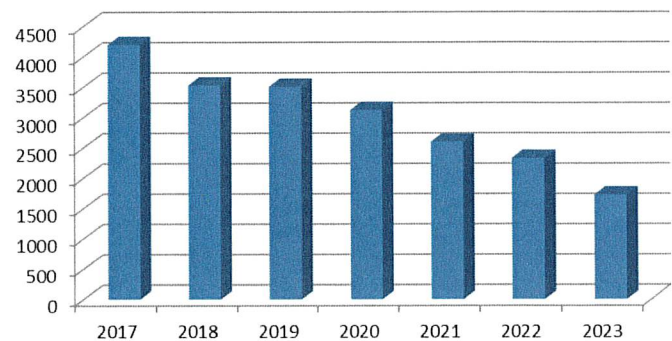
Office metrics demonstrate normal fluctuations in their measurements without any drastic movements of significance. Among the metrics that increased in 2023 are the number of calls processed, number of 911 calls taken, civil process papers served, assigned patrol division calls, and jail average daily population. The metrics demonstrating a decrease include text to 911 sessions, arrest warrants received, and cases assigned to detectives.

Community outreach and crime prevention efforts remain a primary focus. An engaged and involved community is our best

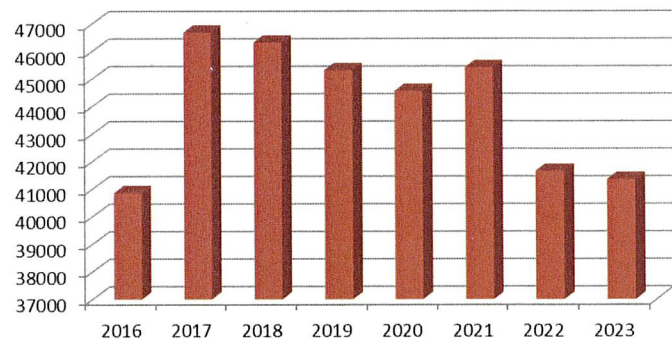
ICRs by Year



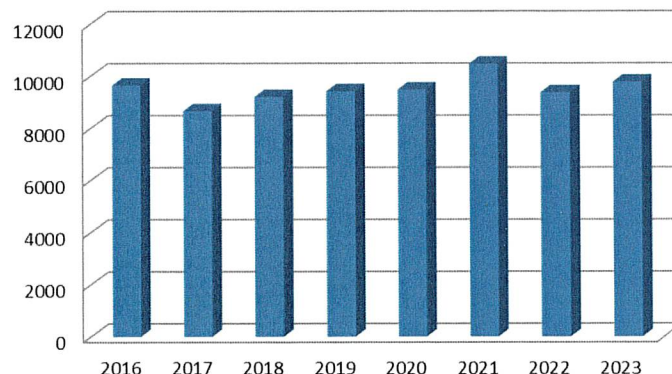
Crime Rate by Year



Incoming calls in the PSAP

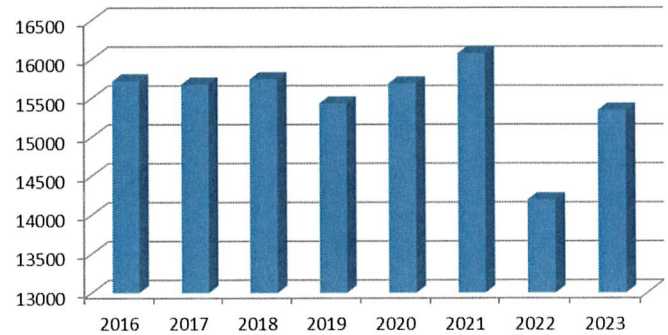


911 Calls in the PSAP

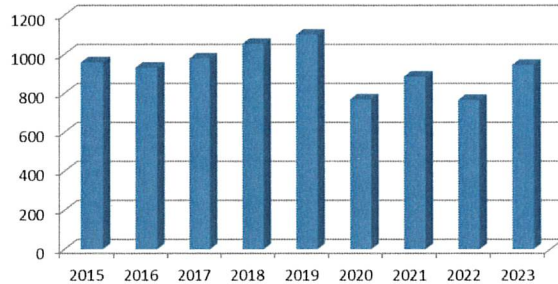


defense against crime in our neighborhoods. It is our hope that the information contained within this report will aid in generating a closer connection to the people and the communities we serve.

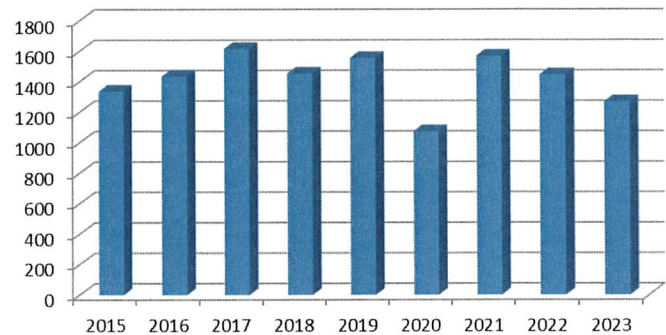
Patrol Division Calls for Service



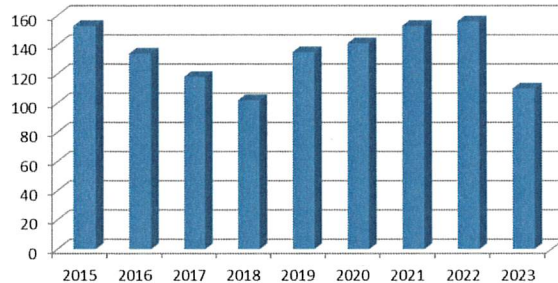
Civil Process Service



Arrest Warrants



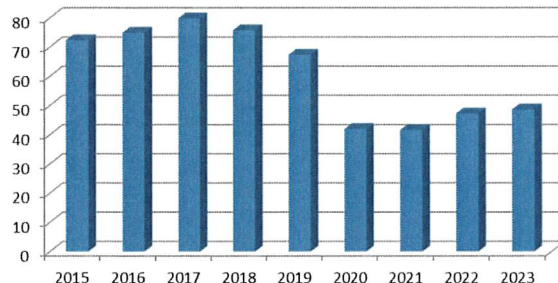
Cases Assigned to Detectives



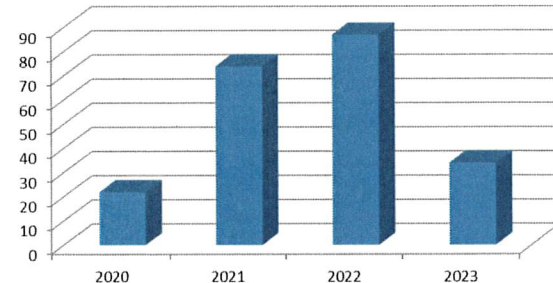
Top 5 most reported crimes for 2022

1. Domestic Violence
2. Fraud
3. Theft
4. Harassment
5. Criminal Damage to Property

Jail Avg Daily Population



Text to 911



Annual Report

There are many stories to be told within the statistics found in the 2023 annual report. Individual metrics, when compared to 2022, demonstrate normal fluctuations in these measurements without any drastic movements of significance. Among the metrics that increased in 2023 are the number of calls processed, number of 911 calls taken, civil process papers served, assigned patrol division calls, and jail average daily population. The metrics demonstrating a decrease include text to 911 sessions, arrest warrants received, and cases assigned to detectives. All of these metrics are within a normal range of fluctuation and have no consistent long-term trend. The exception to this rule is our crime rate and actual reported crimes. For the 6th year in a row, the unincorporated areas of Benton County enjoyed a decreasing crime rate and decreasing number of reported crimes. We believe the key to this trend is the diligent work done by the members of this office and the crime prevention steps taken by the citizens of Benton County. One area of focus called out by this report is the rise in the number of domestic violence related calls. It remains to be seen if this is the start of a trend or a short-term anomaly. Regardless, addressing this crime will continue to be an emphasis going forward for our office.

Shortages of qualified candidates who meet the standards required of those who work in public safety continues to be a significant issue our office and law enforcement statewide battles. Candidate pools for licensed peace officer positions grow shallower every year. We continue to see declining enrollment in law enforcement programs throughout the state, raising concerns of a coming critical shortage of peace officers. Recruitments for non-licensed positions prove to be equally challenging as workers find a wealth of opportunities when deciding where they wish to obtain employment. The peace and safety enjoyed by the people of Benton County is dependent upon talented individuals stepping forward to serve and better their communities.

Mission and Vision statements

The mission of the Benton County Sheriff's Office is:

To keep Benton County safe by enforcing laws, providing public safety services, and building community partnerships with respect and integrity.

Our vision for Benton County:

The Benton County Sheriff's Office strives to reduce crime and build community trust while ensuring accountability to the people we serve.

Public Safety Answering Point services

The Public Safety Answering Point (PSAP), also known as the dispatch center, is the first point of contact for a majority of the public who are seeking public safety assistance. The Benton County PSAP answers not only incoming 911 calls but also administrative calls for the Benton County Sheriff's Office, Foley Police and Fire departments, Rice Police and Fire departments, and Sauk Rapids Police and Fire departments. Once a call or request for service is received, the PSAP dispatches appropriate emergency services using the public safety radio system. The calls received in dispatch which generate a public safety response for any of the agencies in Benton County are recorded on an Initial Complaint Report (ICR). In 2023, the Benton County PSAP generated 27,528 ICRs. This was 905 more ICRs than 2022. The time from 9:00 am to 11:00 pm generated the highest number of ICRs with the time period from 1:00 pm to 8:00 pm representing the peak hours. Of the 27,528 ICRs made in 2023, 10,962 were generated between 1:00 pm and 8:00 pm, representing 39% of all calls. Fridays generated the most ICRs in the PSAP, while Sundays generated the fewest ICRs. The months of May through September were the busiest months in the PSAP. In 2023 the PSAP received 9,778 calls on our 911 lines, 402 more than in 2022. Since 2017, Minnesotans have been able to send text messages to 911. In 2023, our PSAP handled 34 text-to-911 sessions, 53 fewer than in 2022. The PSAP also fielded a total of 41,351 incoming and outgoing telephone calls on our administrative telephone lines, 302 fewer calls than in 2022. Of these calls, 24,541 utilized one of the 6 non-emergency lines for the Sheriff's Office and 6,193 came in on 320-251-9451 (the main published non-emergency number for the Sauk Rapids Police Department). The volume of telephone calls was highest in the months of May through August. The time period between 8:00 am and 7:00 pm saw the highest volume of telephone calls in the PSAP.

Civil Process and Warrant division

One of the statutory duties of the sheriff is to serve and execute civil papers, court orders, and arrest warrants. In 2023, the sheriff's office received 945 requests to serve civil process, 180 more than 2022. Legal process related to orders for protection and harassment orders dominated the work, making up 200 of the 945 requests. The next 5 most common classes of legal process were summons and petitions, order to show cause, subpoenas, writs of recovery, and eviction summons. The sheriff's office conducted 18 mortgage foreclosure sales in 2023, four more than in 2022. For the year, 1,269 arrest warrants were received in the sheriff's office, 178 fewer than in 2022.

Patrol Division

The most visible and recognizable division in the Benton County Sheriff's Office is the patrol division. These are the uniformed deputies on patrol who respond to calls for service, investigate crimes, and perform proactive patrols. In 2023, 15,344 ICRs were assigned to units within the Benton County Sheriff's Office (1,150 more than in 2022), most of which were handled by the patrol division. Traffic stops accounted for the single largest category of activity for the patrol division in 2023. Assistance to the public and other agencies, medical emergencies, suspicious activity reports, vehicle-related incidents and alarms were the next 5 most common functions performed by the patrol division. The 5 most reported crimes in Benton County in 2023 were Domestic Violence, Fraud, Theft, Harassment, and Criminal Damage to Property. The majority of ICRs assigned to our office were generated between 8:00 am and 6:00 pm, with a spike in calls for service between 2:00 pm and 5:00 pm. Fridays saw the most activity within the patrol division with Sundays showing the least activity. May, June, and July represented the busiest months for calls within the Patrol Division.

In 2021, the Minnesota Bureau of Criminal Apprehension (BCA) made changes to the system used by criminal justice agencies when reporting crimes. Prior to 2021, crimes were broken down into Part 1 crimes and Part 2 crimes. Part 1 crimes were the most serious offenses and include violent crimes against a person. Part 2 were less serious offenses and include some person offenses and less serious property crimes. In 2021, the BCA instituted the Minnesota Crime Data Explorer system, changing these crime categories to Group A crimes and Group B crimes. Group A crimes include serious crimes against a person, property, and society. Group B crimes are less serious crimes and include:

Bad Checks	Nonviolent Family Offenses
Curfew/Loitering/Vagrancy Violations	Liquor Law Violations
Disorderly	Peeping Tom
Driving Under the Influence	Trespass of Real Property
Drunkenness	All Other Offenses

The BCA does not provide a means to access agency-specific statistic on Group B offenses. Due to this limitation, this report is only able to comment upon trends in Group A offenses. According to the 2022 data set from the Minnesota Crime Data Explorer, Benton County's Group A crime rate¹ was 2,328. The 2022 BCA Uniform Crime Report reported Minnesota's overall crime rate was 4,598, meaning that Benton County's Group

¹ "Crime rate" is a term used in evaluating criminal statistics. It is the number of crimes reported by law enforcement per 100,000 in population.

A crime rate in 2022 was 49% lower than the state average in 2022. An examination of 2023 data from the Minnesota Crime Data Explorer showed Benton County's Group A crime rate declined to 1,723. Statewide crime rate data for 2023 is not yet available. This marks the 6th consecutive year of a declining crime rate in Benton County.

Within the 14,172 ICRs assigned to the Benton County Sheriff's Office staff are a number handled by administrative or support staff. These include records checks (402), permits to carry a pistol (697), and permit to purchase a pistol (168). For 2023, our applications for permits to carry were up by 10% and our applications for permits to purchase were up by 4% when compared to 2022 numbers.

Investigative division

The investigative division of the Benton County Sheriff's Office is tasked with investigating and solving felony level crimes and other crimes requiring more in-depth examination. In 2023 there were 110 cases assigned to this division, a 29% decrease from 2022. Of those 110 cases, 97 cases were cleared, creating an 88% clearance rate for the Investigative Division. The Investigative Division is also tasked with receiving and securing items of evidence at the Benton County Sheriff's Office. In 2023, the evidence room received 679 items.

Violent Offender Task Force (VOTF)

The Benton County Sheriff's Office is a participating member of the Central Minnesota Violent Offender Task Force. This group of investigators work on in-depth investigations aimed at arresting the most dangerous and violent criminal offenders. Much of their work is focused on combating drugs and gang activity in Central Minnesota. As sheriff, I have stressed to our two full time staff members assigned to this unit the importance of working long term investigations aimed at arresting those who distribute the largest quantities of illegal drugs and those who are at the highest echelon of leadership in local criminal gangs. These investigations require time and patience, which is often difficult to express in terms of numbers. VOTF investigators continued to see a steady supply of controlled substances coming into Benton County and a steady demand for them as well. Methamphetamine continues to be the most commonly found controlled substance in VOTF investigations, however fentanyl remains a growing threat to the area. Fentanyl, more than any other street drug, results in far more fatal or near fatal outcomes for users. In 2023, VOTF investigators completed 15 cases in Benton County. VOTF investigators executed 12 search warrants, seized 3 firearms and almost \$10,000 in cash associated with controlled substances, and participated in a case that

resulted in the arrest of a suspect for 3rd Degree Murder. During 2023, VOTF investigations in Benton County purchased or seized 24 pounds of methamphetamine, 2.71 pounds of cocaine, 1.94 pounds of powder fentanyl plus an additional 253 fentanyl pills, and 8.6 grams of psilocybin mushrooms. As part of our crime prevention efforts, VOTF investigators conduct educational presentations to the community on the dangers of drugs and the current trends in the world of drugs and gangs.

Jail division

For 2023, the jail had an average daily population (ADP) of 48.6 inmates, an increase of 1.38 ADP compared to 2022. This marks the third year in a row of increasing ADP. The jail booked in a total of 1,581 inmates in 2023, 14 fewer bookings than in 2022. Of these 1,581 inmates, 1,217 of them were males and 364 were females. The average length of an inmate's stay in 2023 was 11.22 days, an increase of 0.41 days when compared to 2022.

Recruitment and retention continue to present challenges to staffing levels in the jail. Our staffing levels in 2023 fared better than in 2022. A reduction in the number of employees leaving coupled with continuous diligence in filling vacancies resulted in position vacancy rates between 10% and 15% for the year. The labor shortage and challenges of the work environment still make detention officer a very difficult position to fill.

Like all jails across the state, Benton County struggles to cope with the influx of inmates battling mental illness. Managing individuals with mental illness in a jail setting presents a challenge for staff to maintain the safety and security of both the inmate and the safety and security of our staff. Individuals with mental illness can engage in unpredictable, unhealthy, and sometimes violent behavior. Unless this societal issue is addressed in meaningful ways, we anticipate that jails will continue to be a repository for under-served individuals with mental illnesses to languish in a facility that was neither designed nor intended to treat them.

In an effort to recoup some of the costs associated with housing prisoners, the Benton County Jail charges a booking fee, a work release fee, and (for inmates serving a sentence after being convicted) a daily boarding fee. For 2023, the jail collected a total of \$33,549 in these fees. To make the most efficient use of the jail space in our facility, the jail boards inmates for other criminal justice agencies for a daily fee. For 2023, the jail collected just over \$72,000.00 in jail revenues from prisoner boarding.

Our Sentenced to Service (STS) crew transitioned from a state-based program to a county-based program in 2021. In 2023, the STS crew worked on 31 projects within Benton County. These projects included work performed for Benton County, the cities of Rice and Sauk Rapids, Watab Township, the Benton County Agricultural Society, and the Foley School District. Eleven inmates performed work on the STS crew, working off 75 days of jail time and \$2,720.00 in fines in 2023.

Volunteers

The Benton County Sheriff's Office is fortunate to have dozens of citizens who are willing to volunteer their time to assist us in our mission in a number of ways.

The Benton County Mounted Patrol is a volunteer organization whose mission is to use horses and riders in providing assistance with crowd control, search and rescue, and other law enforcement functions. This group puts in many hours of training to ensure their readiness for such missions. The Mounted Patrol also provides security at the Benton County Fair and other similar events in the county. In 2023, Mounted Patrol members worked a total of 406 hours.

The sheriff's office maintains a group of citizens who serve this office and our community as reserve deputies. These non-licensed volunteers assist in several capacities, such as providing traffic direction, performing winter cabin checks, staffing entry points at the county fair, and several other duties appropriate for non-licensed staff. In 2023, the 9 volunteer reserve deputies performed a total 510 hours of service on various projects.

The sheriff's office also has approximately 88 individuals who volunteer in the jail to assist with various programs provided to the inmates. In 2023, these volunteers performed 954 hours of work in programs in the jail. The Benton County Sheriff's Office is very grateful for the assistance provided to our mission by these volunteers.

Public outreach

Our outreach efforts are an important part of a proactive approach that aims to prevent future problems and build rapport between law enforcement and the community. In 2023, 526 DARE students in six Benton County schools were presented with the DARE curriculum. Our Police Activities League program continued in 2023 as a great opportunity for our staff to work with Foley and Rice police officers in building rapport with children aged 5 to 15 on a weekly basis throughout the summer. Our office also hosted full classes of Youth Snowmobile and Youth ATV certification courses.

Social Media and Print Media

In 2023 the Benton County Sheriff's Office continued to make use of our Facebook, Twitter, and Nextdoor accounts to distribute information and crime prevention strategies. For those not already following us, our Twitter account may be found @BentonMNSheriff and our Facebook page is found at Facebook.com/BentonMNSheriff. Our audience on all of these social media platforms continues to grow regularly. On a number of occasions, we have successfully used social media to obtain leads on criminal investigations and locate individuals with active warrants. In 2023 our office continued our partnership with the Benton County News and Sauk Rapids Herald to provide a once monthly column on crime prevention and safety topics. The goal of this column is to enhance the safety of Benton County citizens by reaching out to a wider audience with our crime prevention messages. We hope to use these tools to help make Benton County a safer place.

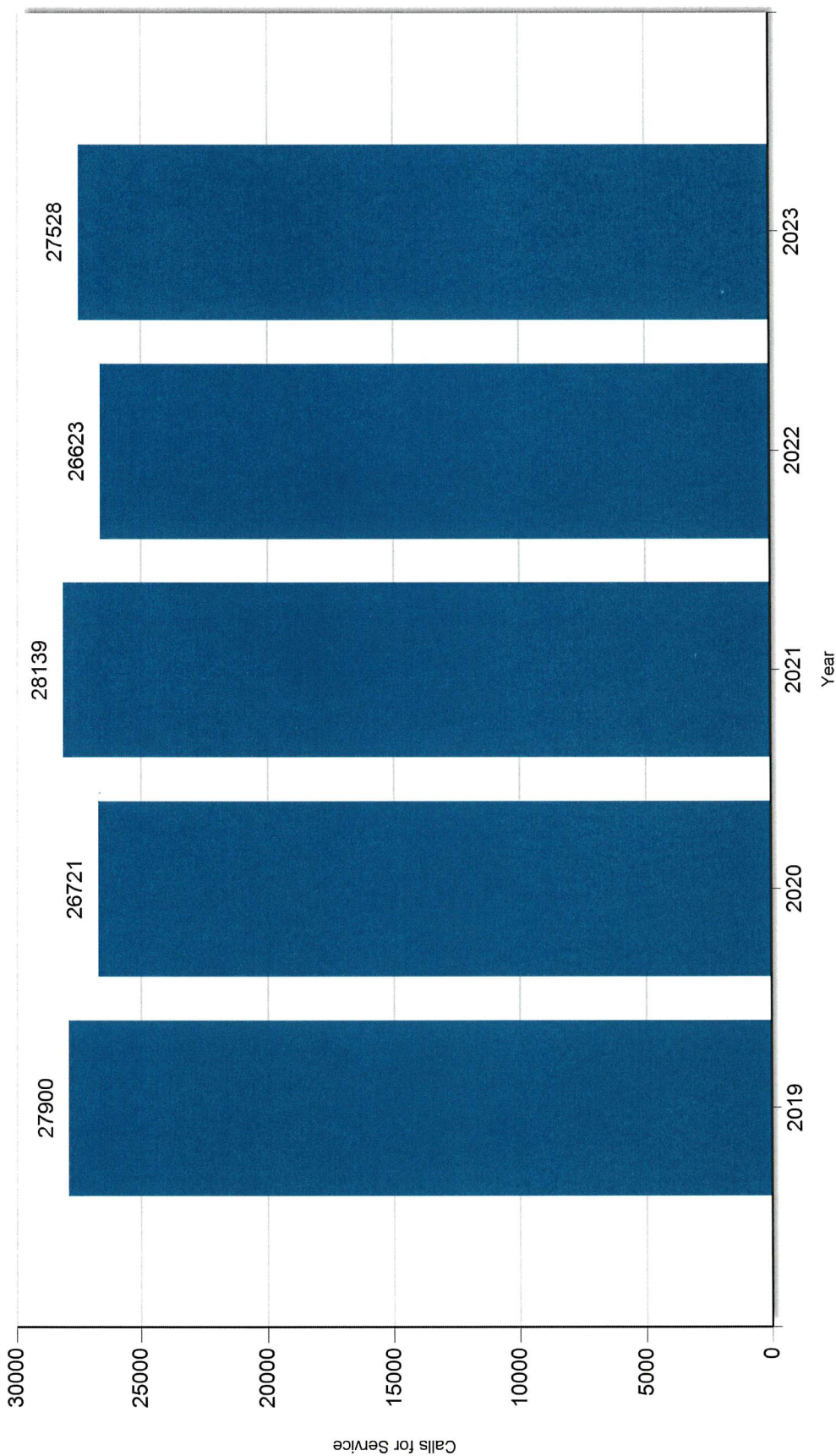
Officer-involved shooting incident in Glendorado

The 2023 annual report would not be complete without pausing to recognize the extraordinary circumstances that unfolded in Glendorado in October. On October 12th, a suspect in a drug investigation opened fire with a rifle on peace officers from our office and the Sherburne County Drug Task Force as they were serving a search warrant at his Glendorado home. Five officers were struck by gun fire, three of whom sustained serious injuries. Thanks to the extraordinary efforts of dozens of law enforcement officers, paramedics, and firefighters, the injured officers were rushed to the hospital and the suspect was ultimately arrested. All three injured officers continue to heal from their injuries. In recognition of their outstanding and heroic efforts during the initial moments following this assault, four members of our office were awarded special honors. Deputy Ron Thomas was awarded the Medal of Honor, Deputy Cody Eisenschenk was awarded the Medal of Valor and the Life Saving Award, and Public Safety Dispatchers Dawn Riggs and Justin Wendland each received the Meritorious Service Award. We are extremely proud of the efforts of these four individuals and the rest of the first responders who put their lives in danger to ensure public safety was maintained.

CAD Calls for Service Yearly

Start Date: 1/1/2019

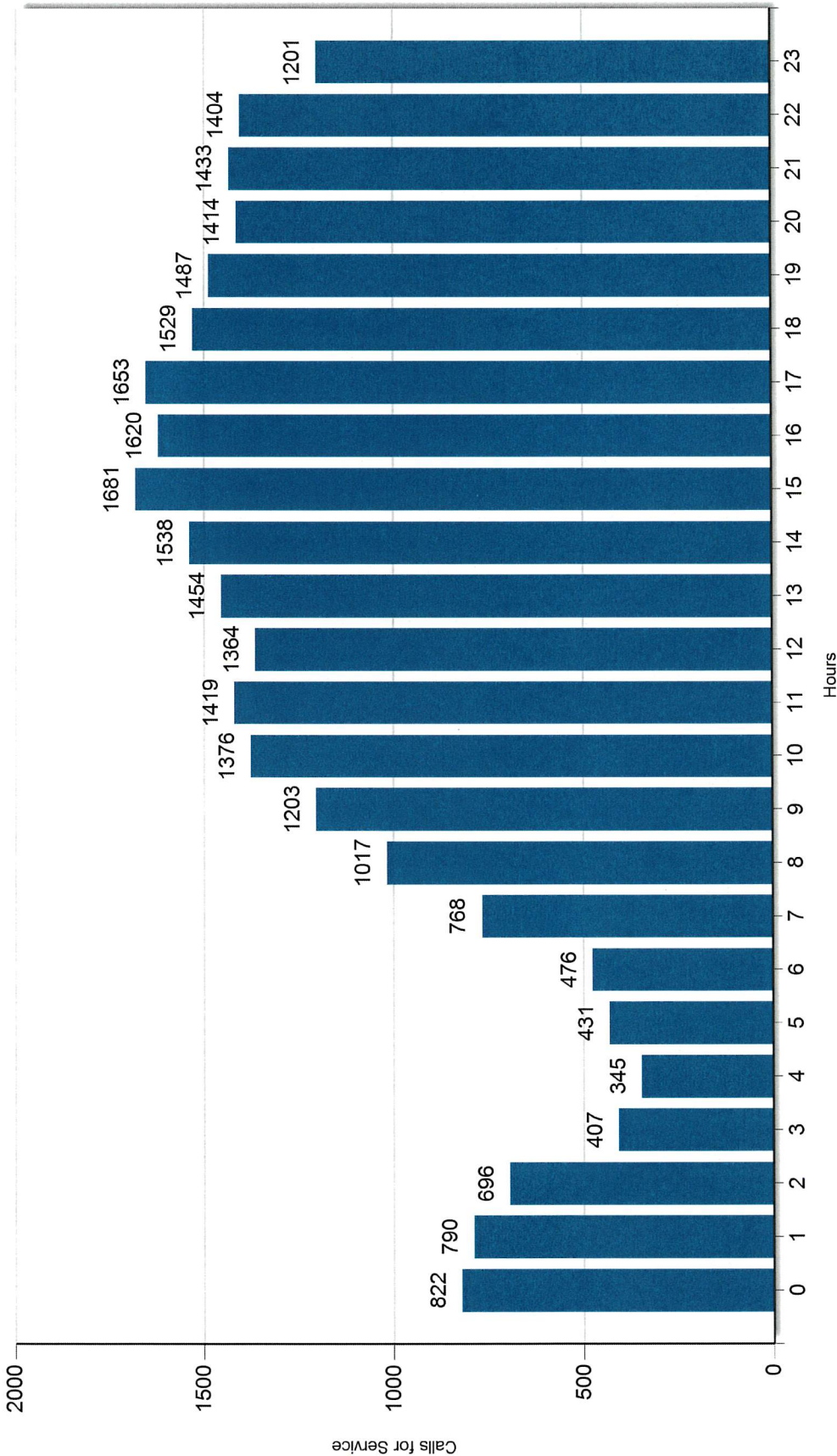
End Date: 12/31/2023



CAD Calls for Service Hourly

Start Date: 1/1/2023

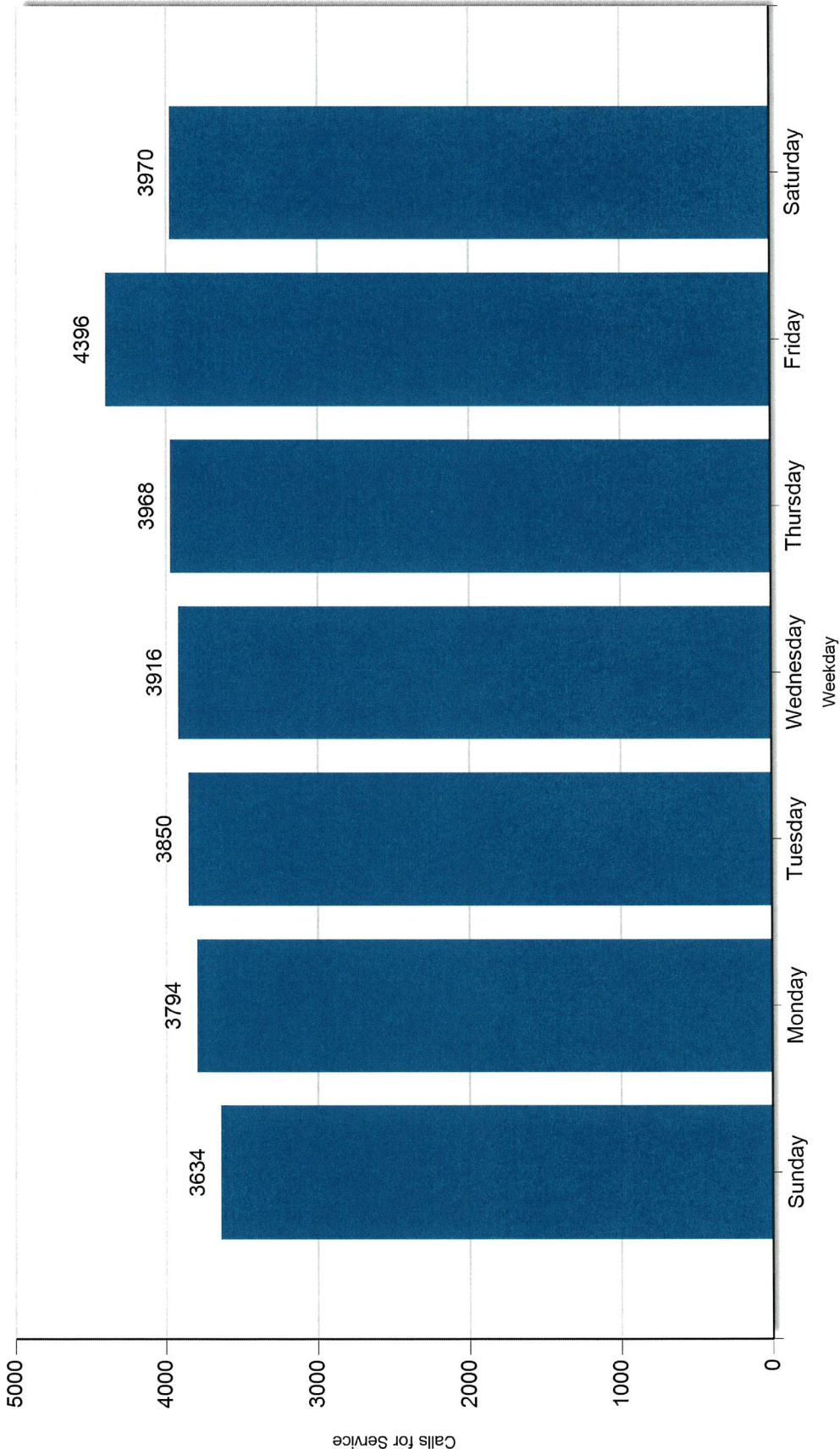
End Date: 12/31/2023



CAD Calls for Service Day Of Week

Start Date: 1/1/2023

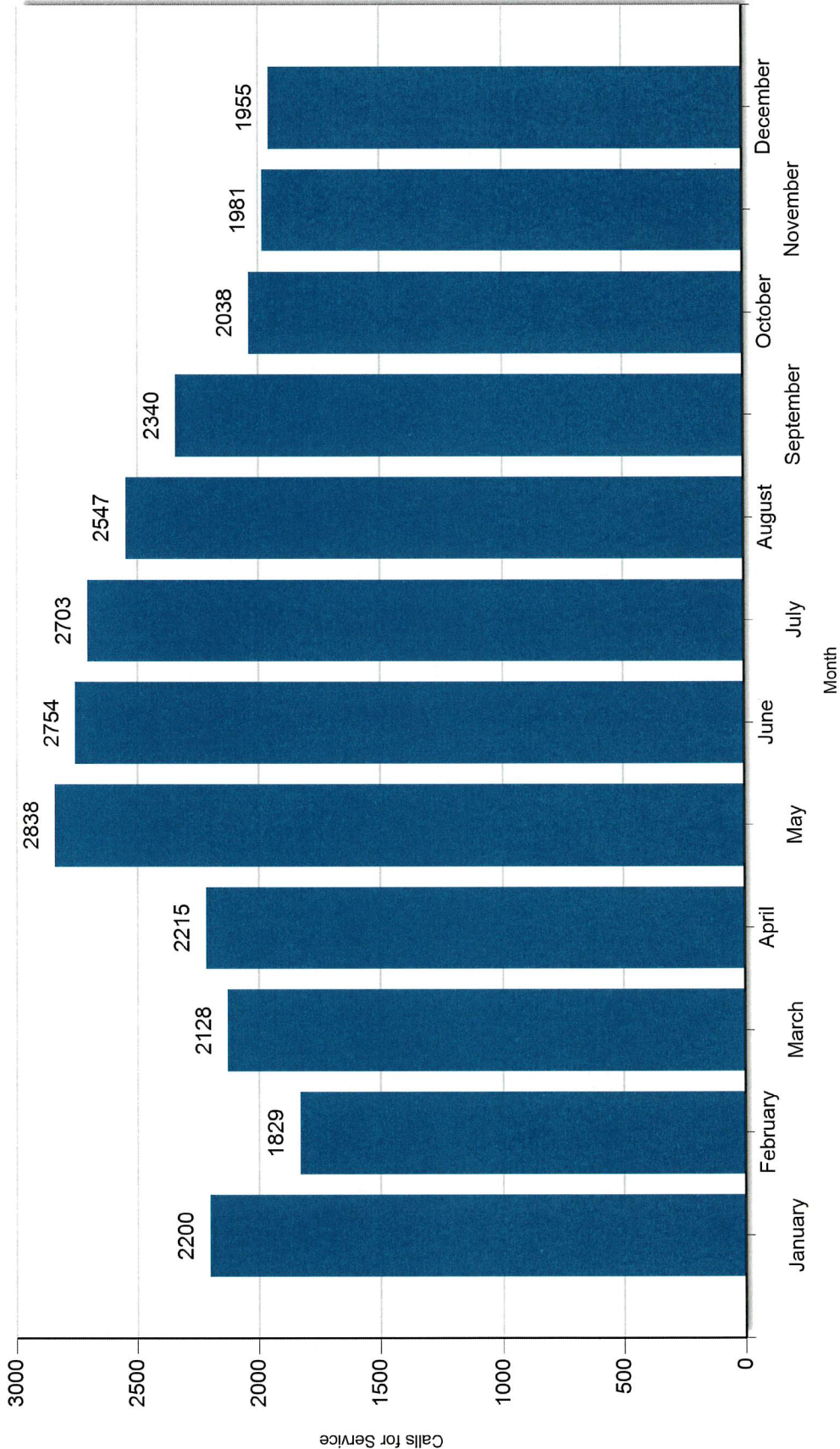
End Date: 12/31/2023



CAD Calls for Service Monthly

Start Date: 1/1/2023

End Date: 12/31/2023



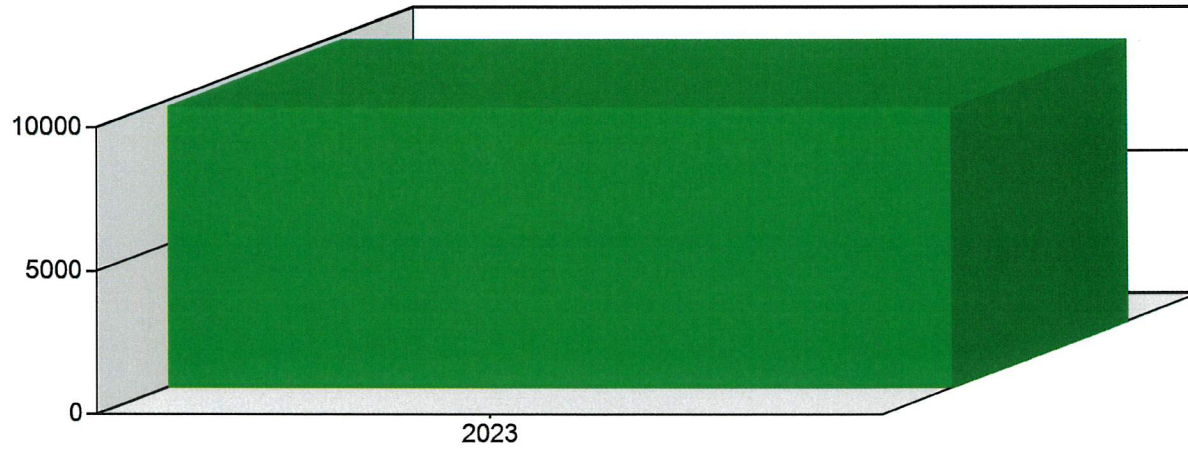


2023 Total 911 Call Volume Per Year

From: 01/01/2023 00:00:00
Line: 911-1, 911-2, 911-3
Line Group/Pool: LG - TEXT

To: 12/31/2023 23:59:59

Number of Calls : 9,778




<u>Year</u>	<u>Number of Calls</u>	<u>Percentage (%)</u>	<u>Cumulative (%)</u>
2023	9,778	100.00	100.00
	9,778	100.00	

2023 Total TXT Volume

From: 01/01/2023 00:00:00 To: 12/31/2023 23:59:59

Number of Text : 34




<u>Year</u>	<u>Number of Text</u>	<u>Percentage (%)</u>	<u>Cumulative (%)</u>
2023	34	100.00	100.00
	<u>34</u>	<u>100.00</u>	



2023 Total Call Volume Per Year

From: 01/01/2023 00:00:00 To: 12/31/2023 23:59:59

Number of Calls : 41,351



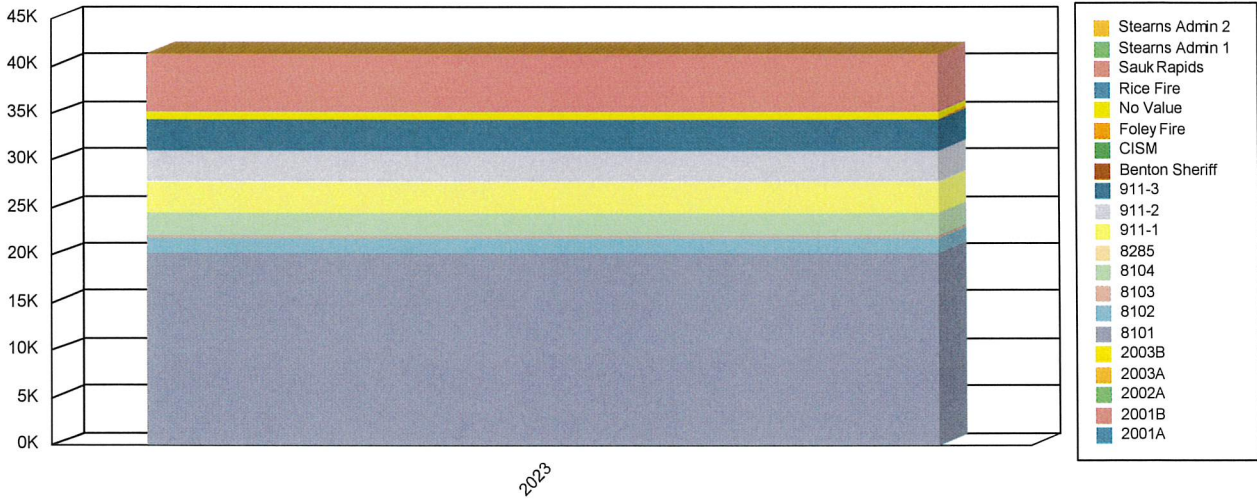
<u>Year</u>	<u>Number of Calls</u>	<u>Percentage (%)</u>	<u>Cumulative (%)</u>
2023	41,351	100.00	100.00
	41,351	100.00	

2023 Call Volume Per Line

From: 01/01/2023 00:00:00

To: 12/31/2023 23:59:59

Number of Calls : 41,351



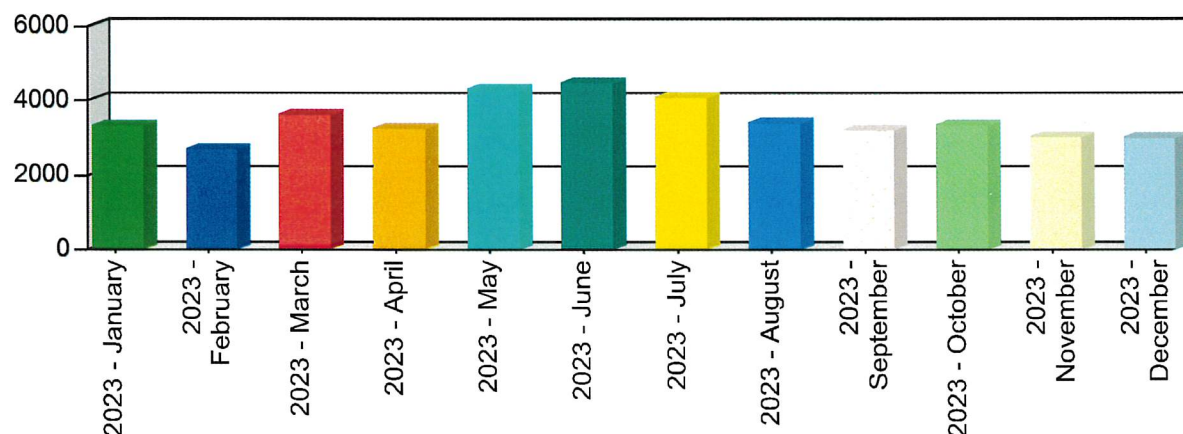
<u>Year</u>	<u>Line</u>	<u>Incoming</u>	<u>Outgoing</u>	<u>Abandoned</u>	<u>Number of Calls</u>
2023					
	2001A	0	7	0	7
	2001B	0	1	0	1
	2002A	0	3	0	3
	2003A	1	15	0	16
	2003B	0	1	0	1
	8101	11,235	9,045	0	20,280
	8102	985	568	0	1,553
	8103	200	25	0	225
	8104	2,432	7	0	2,439
	8285	2	4	0	6
	911-1	3,276	0	2	3,278
	911-2	3,235	0	2	3,237
	911-3	3,256	0	7	3,263
	Benton Sheriff	0	39	0	39
	CISM	35	0	0	35
	Foley Fire	46	39	0	85
	No Value	0	0	659	659
	Rice Fire	3	1	0	4
	Sauk Rapids	6,191	2	0	6,193
	Stearns Admin 1	13	1	0	14
	Stearns Admin 2	13	0	0	13
		30,923	9,758	670	41,351
		30,923	9,758	670	41,351

2023 Total Volume Per Month

From: 01/01/2023 00:00:00

To: 12/31/2023 23:59:59

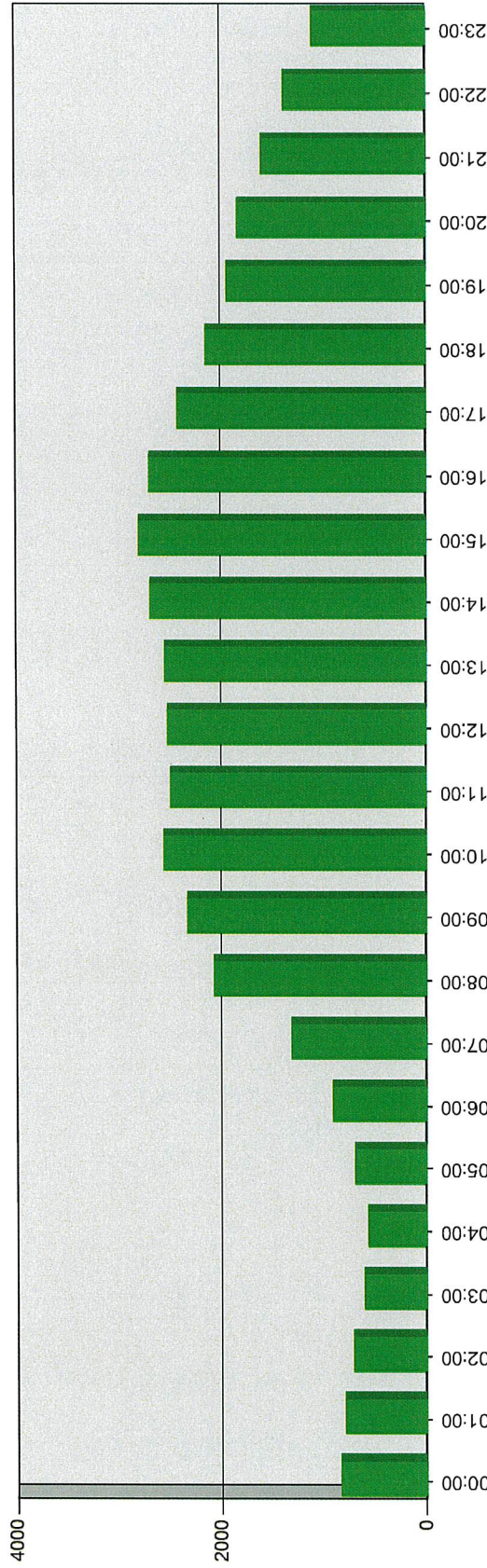
Number of Calls : 41,351



Month	Number of Calls	Percentage (%)	Cumulative (%)
2023 - January	3,292	7.96	7.96
2023 - February	2,657	6.43	14.39
2023 - March	3,586	8.67	23.06
2023 - April	3,214	7.77	30.83
2023 - May	4,273	10.33	41.16
2023 - June	4,445	10.75	51.91
2023 - July	4,049	9.79	61.71
2023 - August	3,370	8.15	69.86
2023 - September	3,181	7.69	77.55
2023 - October	3,308	8.00	85.55
2023 - November	3,001	7.26	92.81
2023 - December	2,975	7.19	100.00
	41,351	100.00	

2023 Total Volume Per Hour of the Day

From: 01/01/2023 00:00:00 To: 12/31/2023 23:59:59 Number of Calls : 41,351



	00:00	01:00	02:00	03:00	04:00	05:00	06:00	07:00	08:00	09:00	10:00	11:00	12:00	13:00	14:00	15:00	16:00	17:00	18:00	19:00	20:00	21:00	22:00	23:00	Total
01/01/2023	5 5.56	2 2.22	4 4.44	1 1.11	4 4.44	2 2.22	7 7.78	1 1.11	3 3.33	1 1.11	5 5.56	1 1.11	3 3.33	12 13.33	3 3.33	8 8.89	2 2.22	3 3.33	7 7.78	4 4.44	3 3.33	5 5.56	4 4.44	0	90
01/02/2023	0	3 0	0	4 3.67	5 4.59	0	0	6 5.5	3 2.75	7 6.42	6 5.5	2 1.83	4 3.67	21 19.27	15 13.76	4 3.67	2 1.83	2 0.92	3 2.75	0	6 5.5	4 3.67	11 10.09	2 1.83	109
01/03/2023	5 2.89	0 0	4 2.31	2 1.16	4 2.31	2 1.16	5 2.89	8 4.62	7 4.05	12 6.94	8 4.62	8 4.62	3 1.73	15 8.67	18 10.4	13 7.51	11 6.36	17 9.83	11 6.36	4 2.31	3 1.73	8 4.62	4 2.31	1 0.58	173

2023 Benton County Sheriff's Office Civil Process

Type	Count
Affidavit and Motion to Modify Order for Protection	0
Affidavit in Support of Registration	0
Amended ExParte Order for Protection	2
Amended Harassment Restraining Order	2
Amended Order for Protection	6
Amended Order for Protection After Motion to Modify	1
Amended Summons	0
Answer	2
Application for Extension OFP	0
Cancellation of Contract for Deed	0
Criminal Domestic Abuse No Contact Order	0
Domestic Abuse No Contact Order	2
Domestic Abuse Order for Dismissal	1
Eviction Summons and Complaint	48
Ex Parte Order Granting Petition for Harassment Restraining Order	67
ExParte OFP	45
Extension of Order for Protection	2
Garnishment Summons	1
Juvenile CHIPS	33
Letter	4
Finding of Fact, Conclusions of Law and Order for Judgment	0
Mechanics Lien Sale	3
Mortgage Foreclosure Sale	10
Motion	1
Notice	5
Notice of Hearing	22
Notice of Intent to Terminate	1
Notice of Intention to Redeem	6
Notice of Mortgage Foreclosure Sale	18
Notice of Expiration of Redemption	9
Notice of Motion and Motion	23
Notice of Sale	0
Order	2
Order Denying Application for Extension of OFP	0
Order Denying Harassment Restraining Order After Hearing	3
Order Denying Petition for ExParte HRO	8
Order Denying Petition for ExParte OFP	5
Order for Commitment Hearing	0
Order for Confinement and Notice of Hearing	0
Order for Continuance	6
Order for Dismissal of Order for Protection	1
Order for Harassment Hearing	15

Order for Hearing	3
Order for Hearing (Domestic Abuse)	0
Order for Protection	5
Order for Protection Following Hearing	15
Order Granting Harassment Restraining Order After Hearing	18
Order to Appear for Modification OFP	1
Order to Show Cause	108
Petition	4
Redemption	1
Replevin Order	2
Statement of Claim and Summons	7
Stipulated Order Granting HRO without Hearing	1
Subpoena	100
Summons	13
Summons and Citation	6
Summons and Complaint	176
Summons and Petition	41
Writ of Execution	6
Writ of Recovery	84
Total for 2023	945




Calls for Service Yearly

Start Date: 1/1/2019

End Date: 12/31/2023

Total Calls: 76633





Incident Summary by Incident Type

Date Range: 1/1/2023 to 12/31/2023

911	3520
Traffic Stop	1575
Warrant	1210
Permit	1023
Assist	757
Agency Assist	634
Medical	501
Warrant File	459
Records Check	402
Suspicious	338
Miscellaneous	333
Vehicle	275
Alarm	266
Animal	259
Tzd	249
Traffic Accident	237
Attempt To Locate	208
Welfare Check	199
Driving	186
Car Killed Deer	185
Civil	174
Civil Process	143
Void	118
Child	105
Property	105
Fire	96
Traffic Hazard	90
Domestic	87
Fraud	84
Theft	81
Extra Patrol	77
Request For ????	74
Administrative	69
Human Services Report	67
Disturbance	63



Incident Summary by Incident Type

Date Range: 1/1/2023 to 12/31/2023

Test	63
Jail Incident	60
Harassment	59
Bcat	49
Dumping	47
Background Check	40
Criminal Damage To Property	40
Lift Assist	38
Transport	37
Suicidal Person	32
Water	32
Dui/dwi	29
Missing Person	29
Assault	26
Dvs	25
Violation Court Order	25
Vulnerable Adult	24
Burglary	23
Dispute	23
Special Event	23
Trespassing	22
Utility Problem	21
Death	19
Repo Vehicle	18
Accident	17
Burning Complaint	17
Controlled Substance	15
Emergency Management	15
Drunk	14
Gun	14
Unwanted Person	14
Predatory Offender	13
Tow	13
Compliance Check	11
Open Door	11



Incident Summary by Incident Type

Date Range: 1/1/2023 to 12/31/2023

Predatory Offender Registry	10
Disorderly Conduct	9
Fireworks	9
Gas Leak	9
Hit & Run	9
Terroristic Threats	9
Police Proactive Visit	7
School Bus Stop Arm Violation	7
Unwanted	7
Weather	7
Dnr Violation/complaint	6
Escort	6
Parking	6
911 Text	5
Alcohol Violations	5
Arrest	5
Fleeing	5
Unknown Issue	5
Rms Import	4
Citation	3
Emergency Message	2
Environmental Complaint	2
False Info To Officer	2
Liquor Violation	2
Obscenity	2
Ordinance	2
Shooting	2
Aircraft Complaint	1
Arson	1
Checks	1
Criminal	1
Escape From Custody	1
Possession	1
Probation Violation	1
Search Warrant	1



Incident Summary by Incident Type

Date Range: 1/1/2023 to 12/31/2023

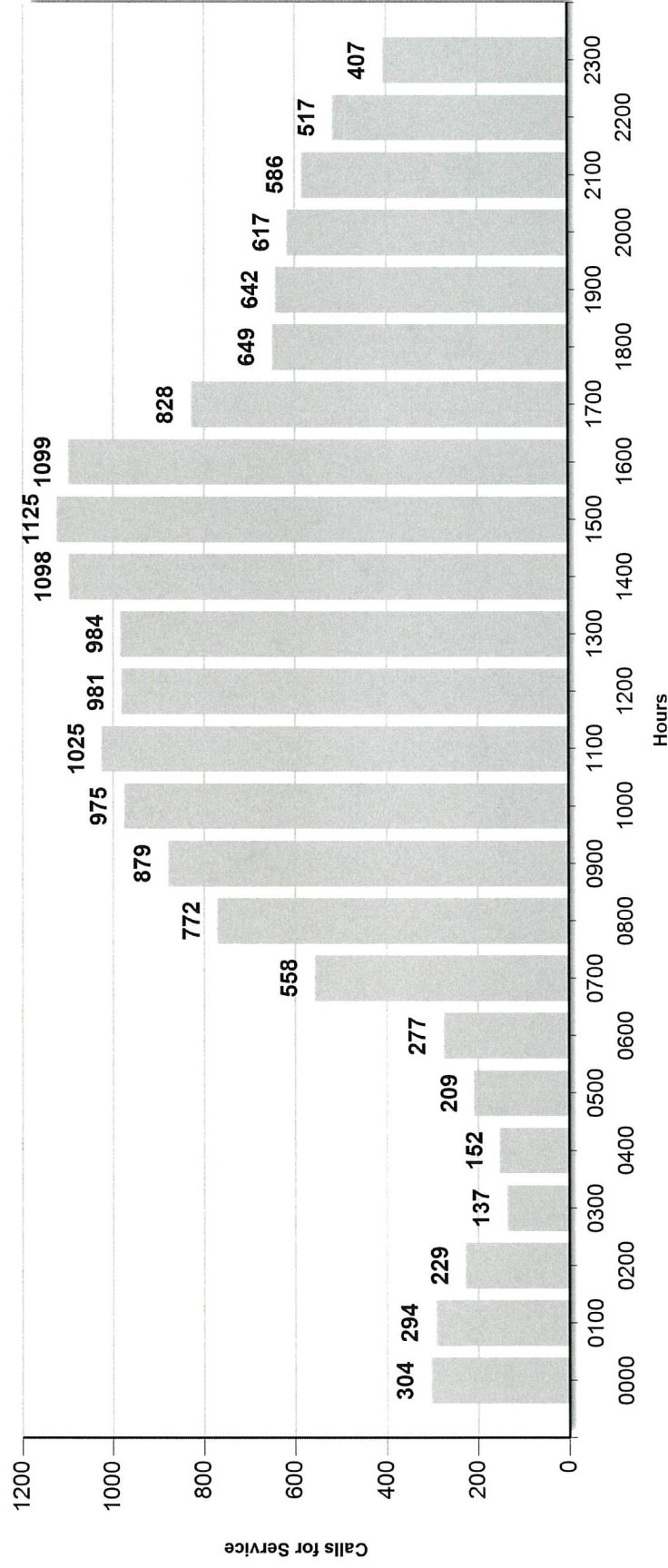
Train	1
Weapons	1
Total: 15364	



Calls for Service Hourly

1/1/2023 to 12/31/2023

Total Calls: 15365



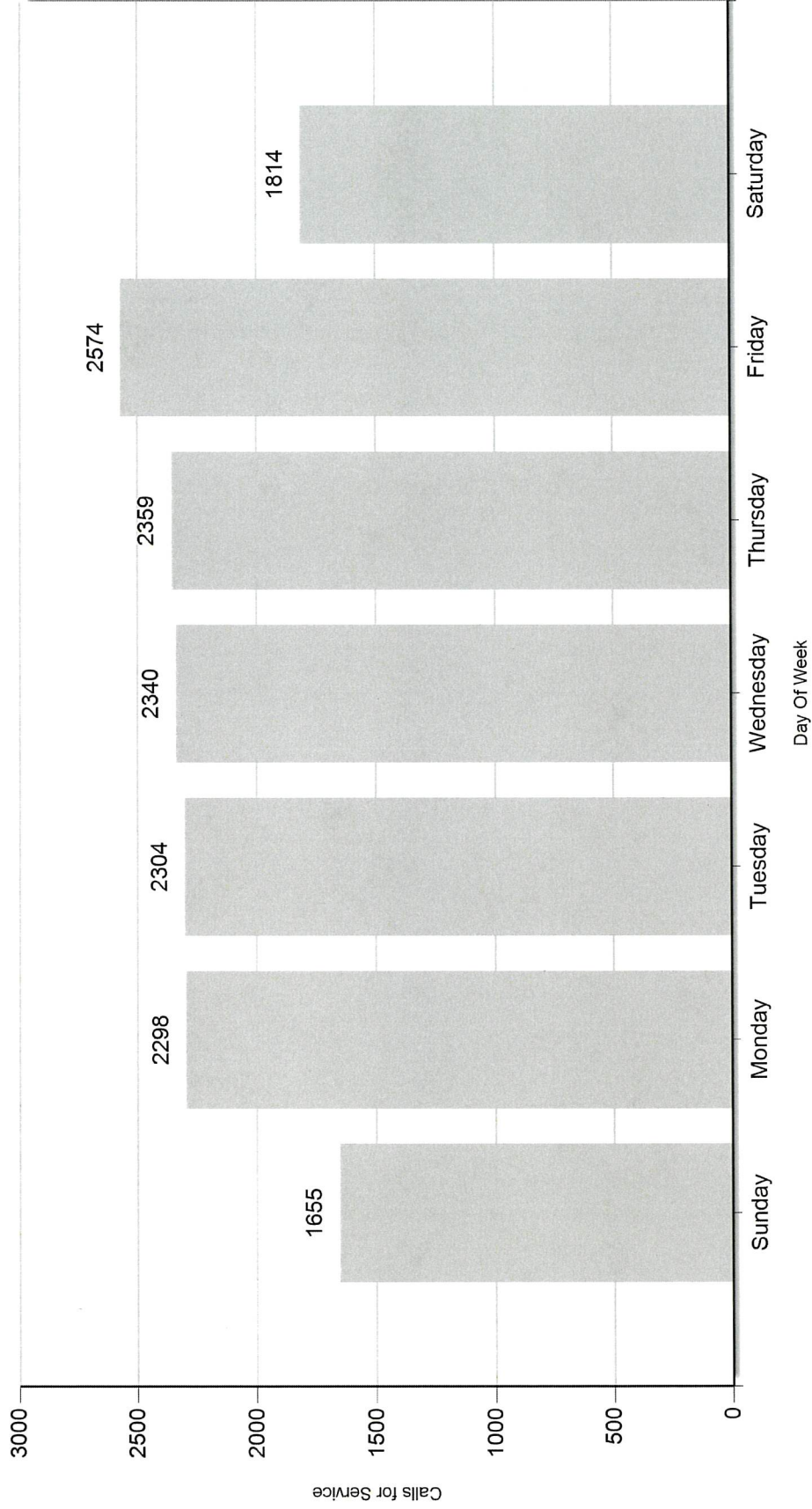


Calls for Service Day Of Week

Start Date: 1/1/2023

End Date: 12/31/2023

Total Calls: 15365



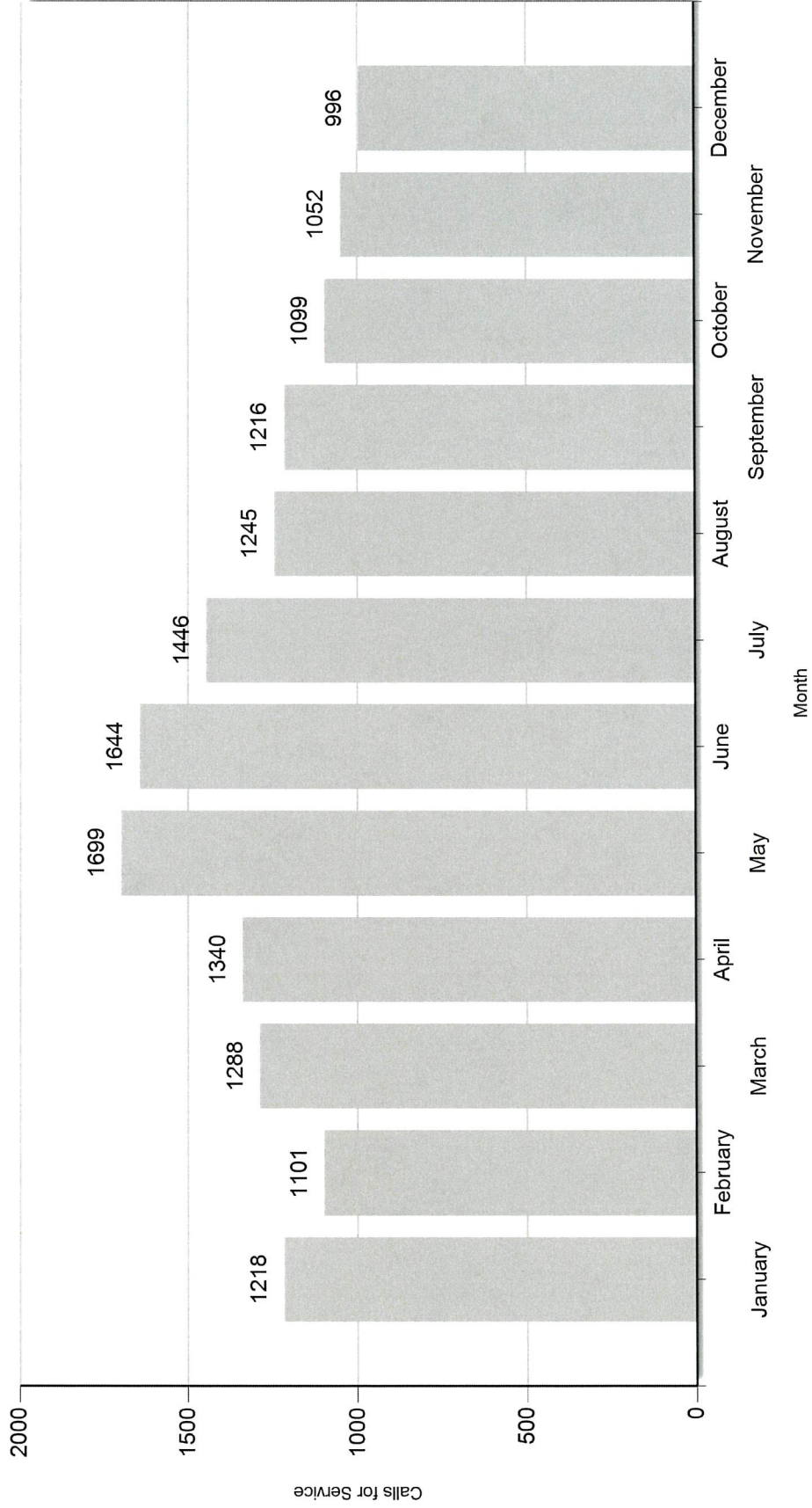


Calls for Service Monthly

Start Date: 1/1/2023

End Date: 12/31/2023

Total Calls: 15365



<u>BCSO 2023 Investigative Division Statistics</u>		<u>Increase/(Decrease) 2022</u>	
---	--	--	--

Total Cases Investigated:	110	156	-46
Total Cases Cleared:	97	135	-38

Clearance Rate:	88%	87%
------------------------	-----	-----

Types of Crimes:

Burglary	3	12	-9
Child Physical Abuse	1	3	-2
Criminal Sexual Conduct	4	10	-6
PREA	4	6	-2
Vulnerable Adults	9	10	-1
Death	2	4	-2
Other Person Crimes	5	5	0
Other	53	69	-16
Conflict Cases	1	1	0
Internal Investigations	5	6	-1
Background Investigations	23	30	-7
Investigation Requests	41	32	+9
Requests Evidence Copies	193	155	+38
Search Warrants	56	47	+9

Property Room

Items Received:	679	788	-109
-----------------	-----	-----	------

VOTF Stats in Benton County 2023

Sales

1st: 3

2nd: 6

3rd: 0

Total Sales

Cocaine: 28.97g

Fentanyl: 5.99 g 253 pills

Meth: 216.75g

Possession

1st: 2

2nd: 0

3rd: 4

Total Purchases

Cocaine: 14.44g

Fentanyl: 25.17g

Meth: 178.872g

Psilocybin: 8.6 g

Search Warrants

12

Combined Totals:

Cocaine: 2.71 lbs

Fentanyl: 1.94 lbs and 253 pills

Meth: 24.726 lbs

Psilocybin: 8.6 g

Seizures: 3 handguns, \$9,720

3RD Degree murder charge



BENTON COUNTY JAIL

581 HIGHWAY 23 NE

Phone: 3209688180 Fax: 3209686347

Census Report (Details)

Date From : 01/01/2023 00:00 Date To : 12/31/2023 23:59

Statistics		Statistics for inmates held more than 24 hours	
Males	1217	Males	726
Females	364	Females	188
Total Count	1581	Total Count	914
Total Inmates Released during period	1566	Average Length of Stay	19.41
Total Inmates in Jail at end of period	15		
Total number of days Inmates were held	17738		
Number of Days in the period	365		
Average Daily Population	48.6		
Average Length of Stay	11.22		

2023 Benton County STS

Worksites

- Benton County Maintenance
 - Maintenance Shop
 - Bend in the River Park
 - Benton Beach
- Benton County Highway Department
- Benton County Sheriff's Office
 - Firing Range
 - Jail
 - Water Patrol
- Benton County Human Services
- Benton County Fairgrounds
- Foley School
- City of Rice
- Watab Township
- City of Sauk Rapids

Total Projects

- 31 projects

Total people

- 11 Inmates

Jail credit worked off (day for day)

- 75 days

Jail fines worked off

- \$2,720 in fines (34 days x \$10 an hour x 8-hour day)